

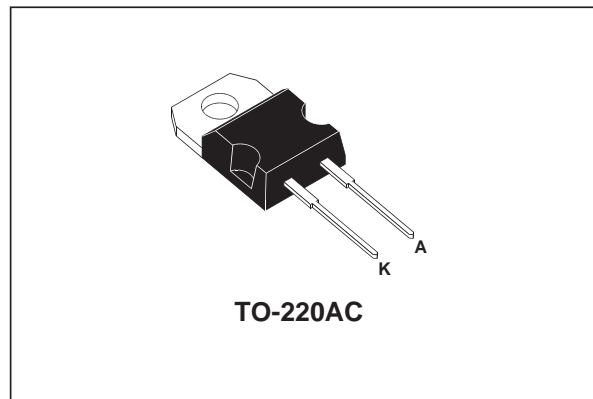


# STPS1645D

## POWER SCHOTTKY RECTIFIER

### MAIN PRODUCT CHARACTERISTICS

<b>I<sub>F(AV)</sub></b>	<b>16 A</b>
<b>V<sub>RRM</sub></b>	<b>45 V</b>
<b>T<sub>j</sub> (max)</b>	<b>175 °C</b>
<b>V<sub>F</sub> (max)</b>	<b>0.57 V</b>



### FEATURES AND BENEFITS

- Very small conduction losses
- Negligible switching losses
- Extremely fast switching

### DESCRIPTION

Single chip Schottky rectifier suited for Switch Mode Power Supply and high frequency DC to DC converters.

Packaged in TO-220AC, this device is intended for use in low voltage, high frequency inverters, free wheeling and polarity protection applications.

### ABSOLUTE RATINGS (limiting values)

Symbol	Parameter	Value	Unit
V <sub>RRM</sub>	Repetitive peak reverse voltage	45	V
I <sub>F(RMS)</sub>	RMS forward current	30	A
I <sub>F(AV)</sub>	Average forward current $\delta = 0.5$ T <sub>c</sub> = 155°C	16	A
I <sub>FSM</sub>	Surge non repetitive forward current tp = 10 ms Sinusoidal	220	A
I <sub>RRM</sub>	Repetitive peak reverse current tp = 2 $\mu$ s square F = 1kHz	1	A
I <sub>RSM</sub>	Non repetitive peak reverse current tp = 100 $\mu$ s square	3	A
T <sub>stg</sub>	Storage temperature range	- 65 to + 175	°C
T <sub>j</sub>	Maximum operating junction temperature *	175	°C
dV/dt	Critical rate of rise of reverse voltage	10000	V/ $\mu$ s

\* :  $\frac{dP_{tot}}{dT_j} < \frac{1}{R_{th(j-a)}}$  thermal runaway condition for a diode on its own heatsink

# STPS1645D

## THERMAL RESISTANCES

Symbol	Parameter	Value	Unit
$R_{th(j-c)}$	Junction to case	1.6	$^{\circ}\text{C}/\text{W}$

## STATIC ELECTRICAL CHARACTERISTICS

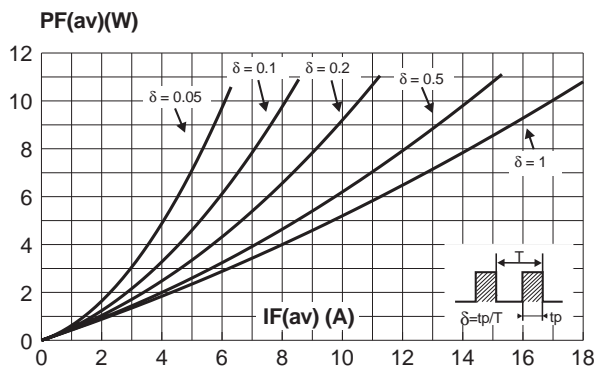
Symbol	Parameter	Tests Conditions	Min.	Typ.	Max.	Unit
$I_R^*$	Reverse leakage current	$T_j = 25^{\circ}\text{C}$			200	$\mu\text{A}$
		$T_j = 125^{\circ}\text{C}$			11	40
$V_F^*$	Forward voltage drop	$T_j = 125^{\circ}\text{C}$		0.5	0.57	$\text{V}$

Pulse test : \*  $t_p = 380 \mu\text{s}$ ,  $\delta < 2\%$

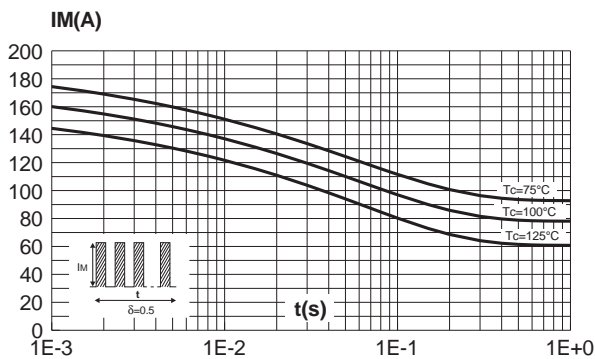
To evaluate the conduction losses use the following equation :

$$P = 0.42 \times I_{F(AV)} + 0.01 I_{F(RMS)}^2$$

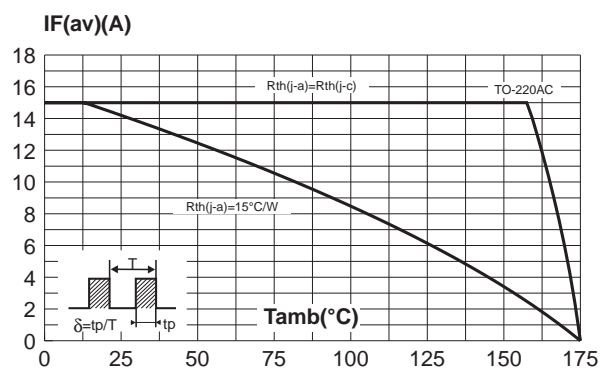
**Fig. 1:** Average forward power dissipation versus average forward current.



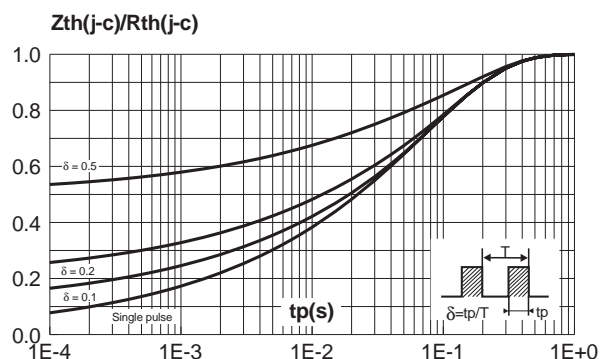
**Fig. 3:** Non repetitive surge peak forward current versus overload duration (maximum values).



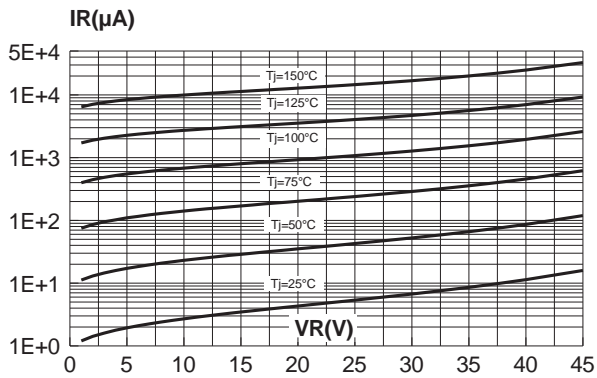
**Fig. 2:** Average current versus ambient temperature ( $\delta : 0.5$ ).



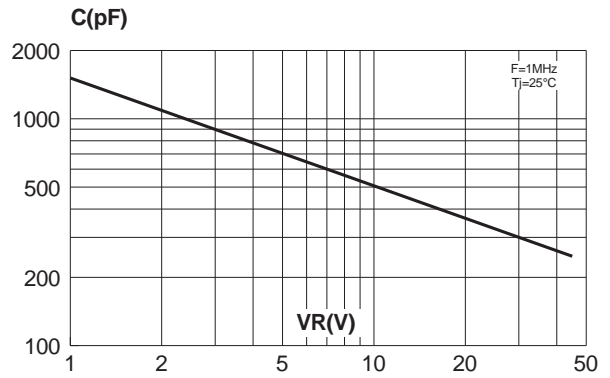
**Fig. 4:** Relative variation of thermal transient impedance junction to case versus pulse duration.



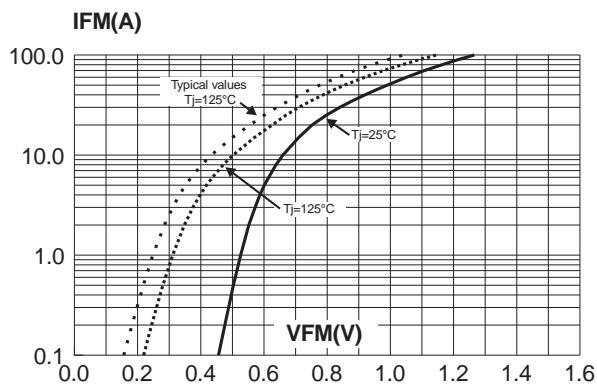
**Fig. 5:** Reverse leakage current versus reverse voltage applied (typical values).



**Fig. 6:** Junction capacitance versus reverse voltage applied (typical values).

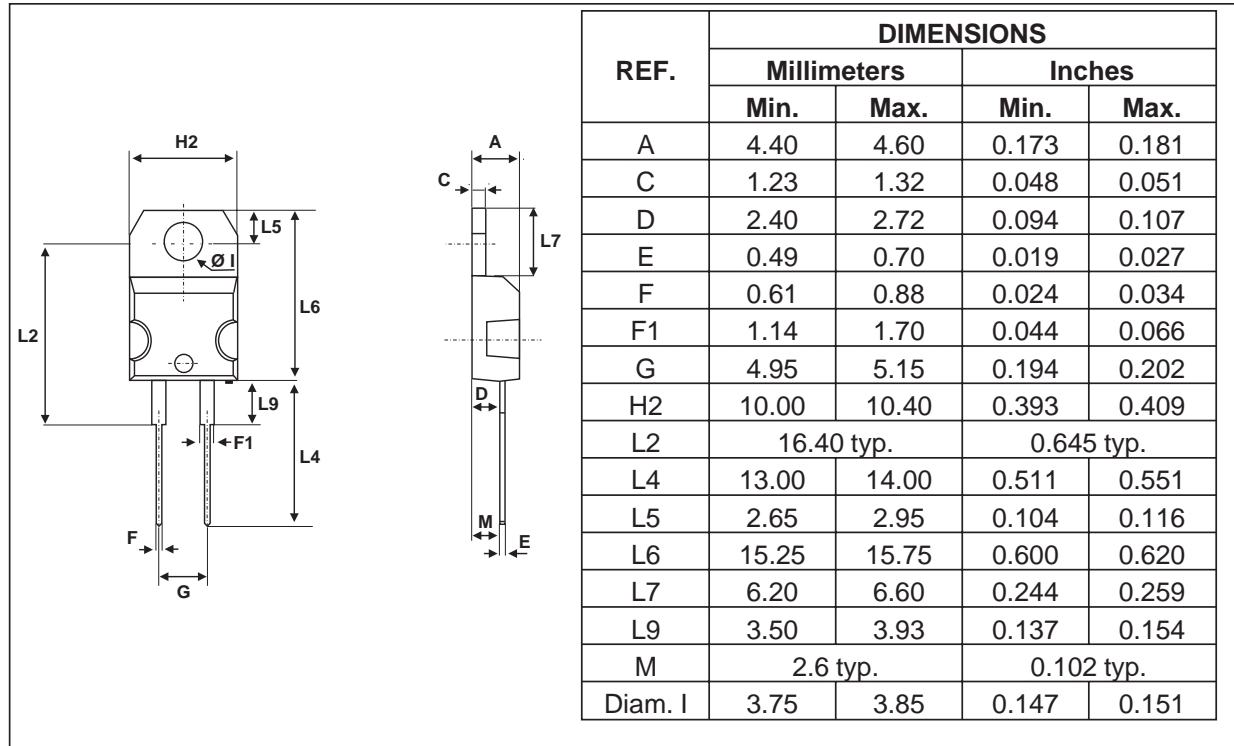


**Fig. 7:** Forward voltage drop versus forward current (maximum values).



# STPS1645D

## PACKAGE MECHANICAL DATA TO-220AC



Type	Marking	Package	Weight	Base qty	Delivery mode
STPS1645D	STPS1645D	TO-220AC	1.86 g	50	Tube

- Cooling method: by conduction (C)
- Recommended torque value: 0.55 N.m.
- Maximum torque value: 0.7 N.m.
- Epoxy meets UL94,V0

Information furnished is believed to be accurate and reliable. However, STMicroelectronics assumes no responsibility for the consequences of use of such information nor for any infringement of patents or other rights of third parties which may result from its use. No license is granted by implication or otherwise under any patent or patent rights of STMicroelectronics. Specifications mentioned in this publication are subject to change without notice. This publication supersedes and replaces all information previously supplied. STMicroelectronics products are not authorized for use as critical components in life support devices or systems without express written approval of STMicroelectronics.

The ST logo is a registered trademark of STMicroelectronics  
 © 2003 STMicroelectronics - Printed in Italy - All rights reserved.  
 STMicroelectronics GROUP OF COMPANIES  
 Australia - Brazil - Canada - China - Finland - France - Germany  
 Hong Kong - India - Israel - Italy - Japan - Malaysia - Malta - Morocco - Singapore  
 Spain - Sweden - Switzerland - United Kingdom - United States.

<http://www.st.com>

