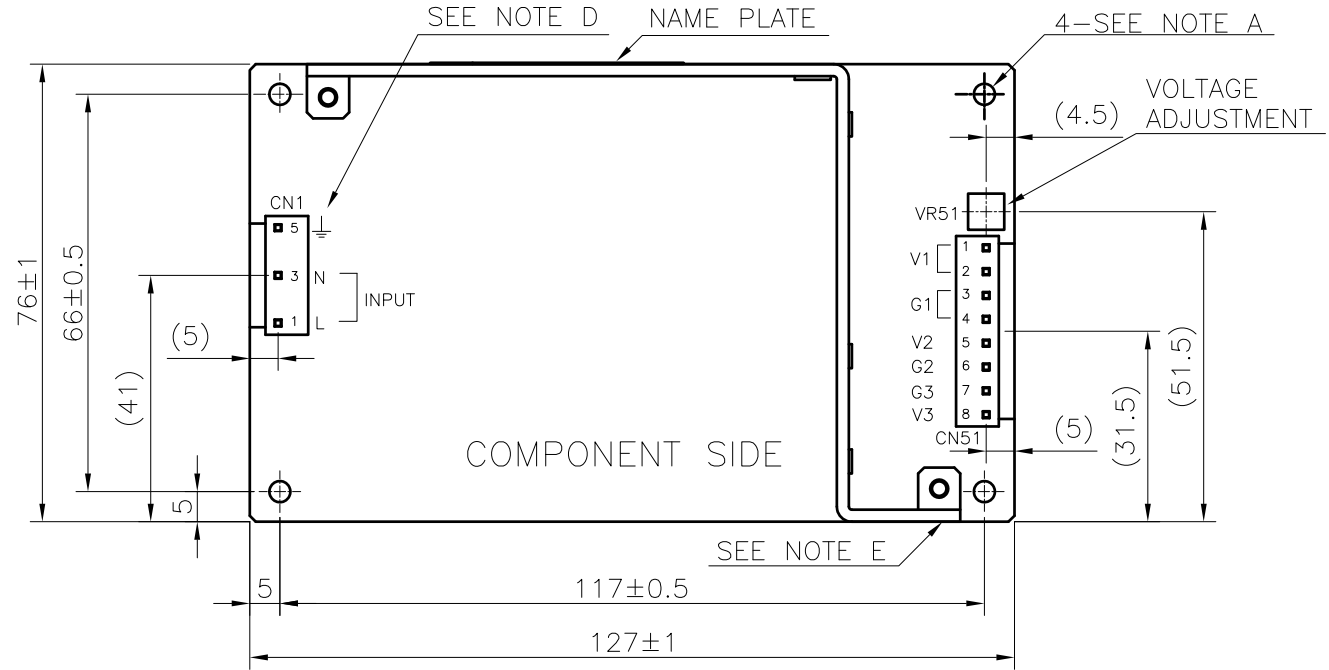
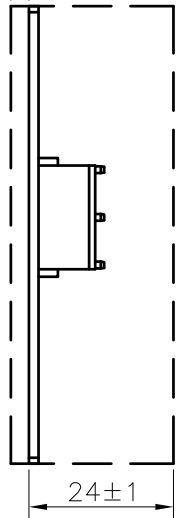


LEAD CUT  
LESS THAN 3mm



CONNECTORS USED:

PART DESCRIPTION	PART NAME	MANUFACT.	QTY
PIN HEADER (INPUT SIDE CN1)	B3P5-VH	JST	1
PIN HEADER(OUTPUT SIDE CN51)	B8P-VH	JST	1

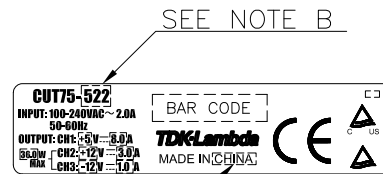
\*OUTPUT CURRENT OF EACH CONNECTOR PIN MUST BE LESS THAN 5A.

MATCHING HOUSINGS AND PINS(NOT INCLUDED WITH THE PRODUCT):

SOCKET HOUSING (CN1)	VHR-5N	JST	1
SOCKET HOUSING (CN51)	VHR-8N	JST	1
TERMINAL PINS	SVH-21T-P1.1	JST	11

HAND CRIMPING TOOL : YC-160R CN1,CN51 MANUFACTURER : JST

NAME PLATE (SCALE 3:2)



SEE NOTE C

NOTES

- A: THE 4- $\phi$ 3.5 HOLE ARE CUSTOMER CHASSIS MOUNTING HOLES. ALL MUST BE SCREWED IN ORDER TO CONFORM THE VIBRATION SPEC.
- B: MODEL NAME, MAXIMUM OUTPUT POWER, NOMINAL OUTPUT VOLTAGE, MAXIMUM OUTPUT CURRENT, ARE SHOWN HERE IN ACCORDANCE WITH THE SPECIFICATIONS.
- C: COUNTRY OF MANUFACTURE WILL BE SHOWN HERE.
- D:  $\perp$  IS FOR SAFETY GROUND CONNECTION.
- E: TO KEEP THE DISTANCE MORE THAN 4mm BETWEEN PC-BOARD EDGE AND CUSTOMER'S CHASSIS.

(unit : mm)

MODEL NAME	CUT75
<b>TDK-Lambda</b>	

CA809-02-01A