

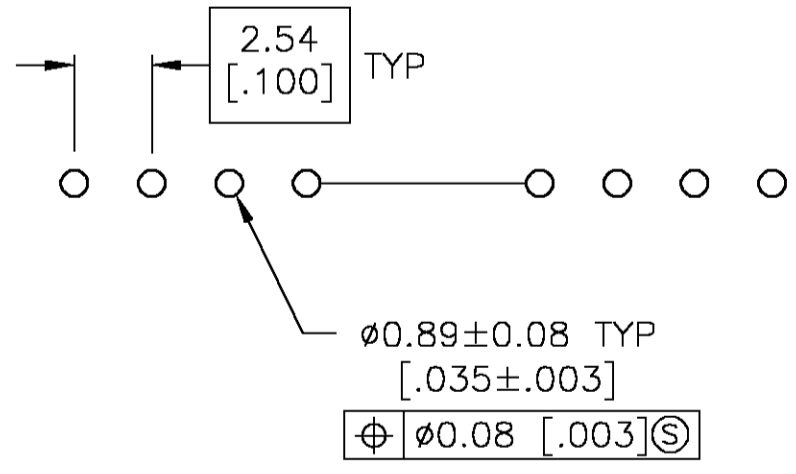
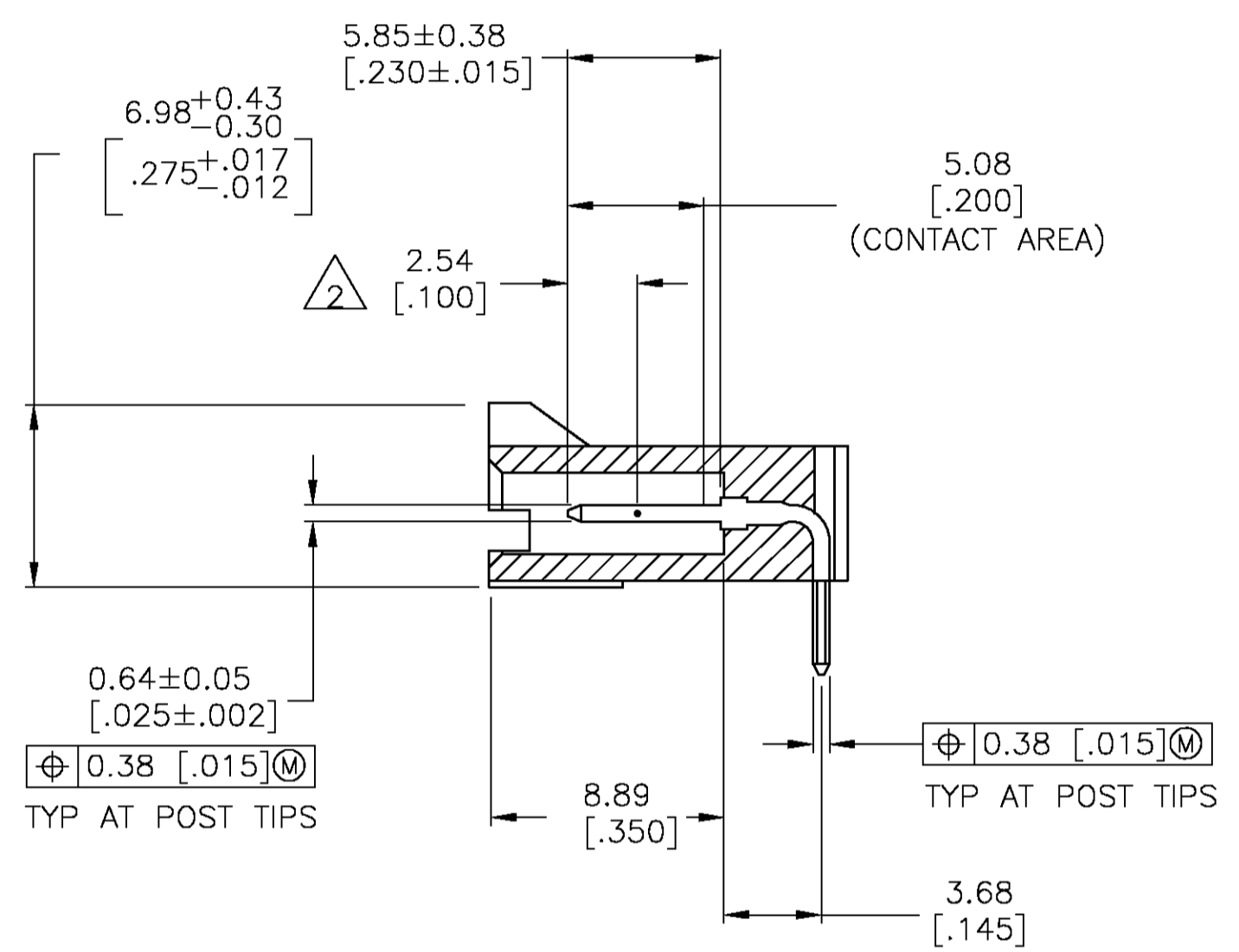
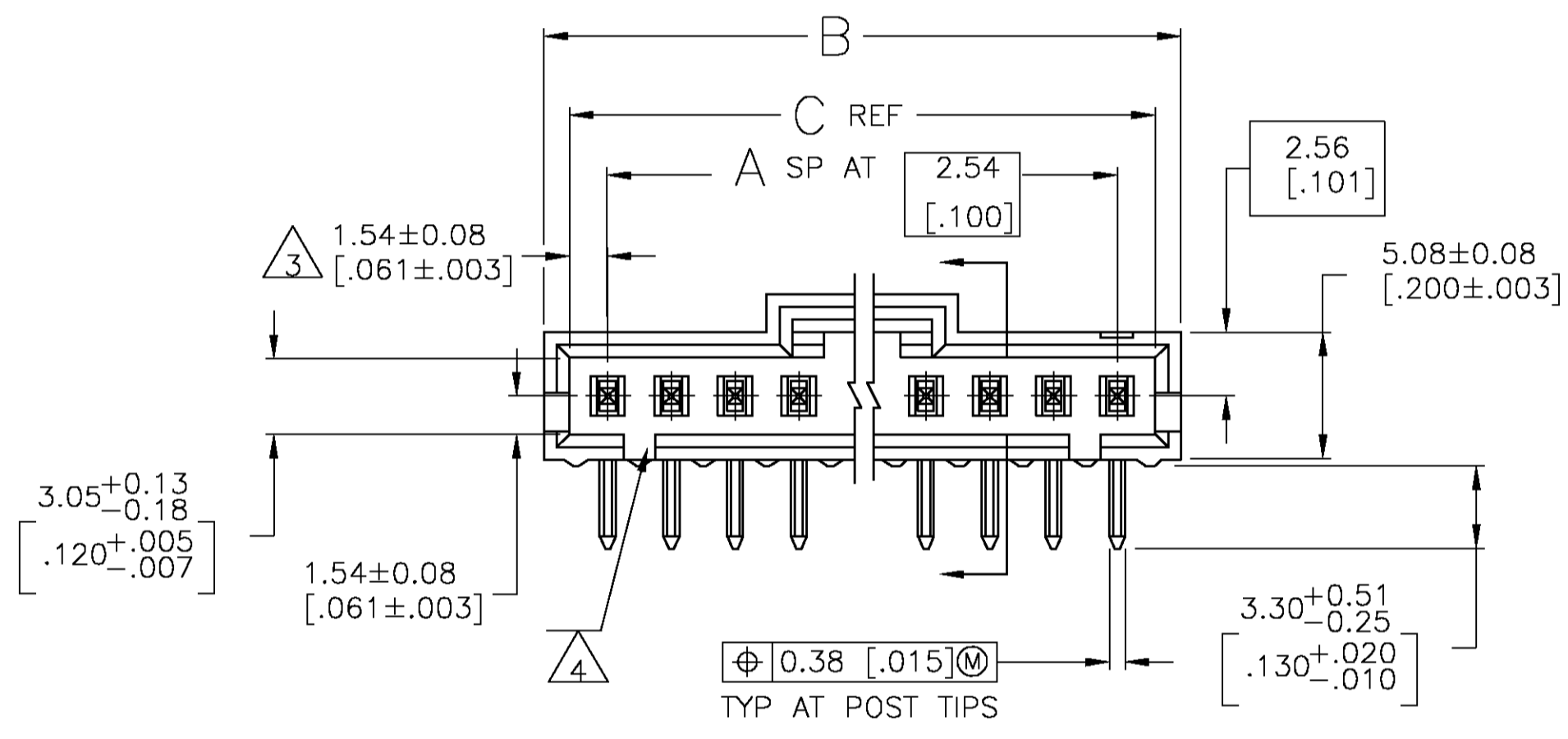
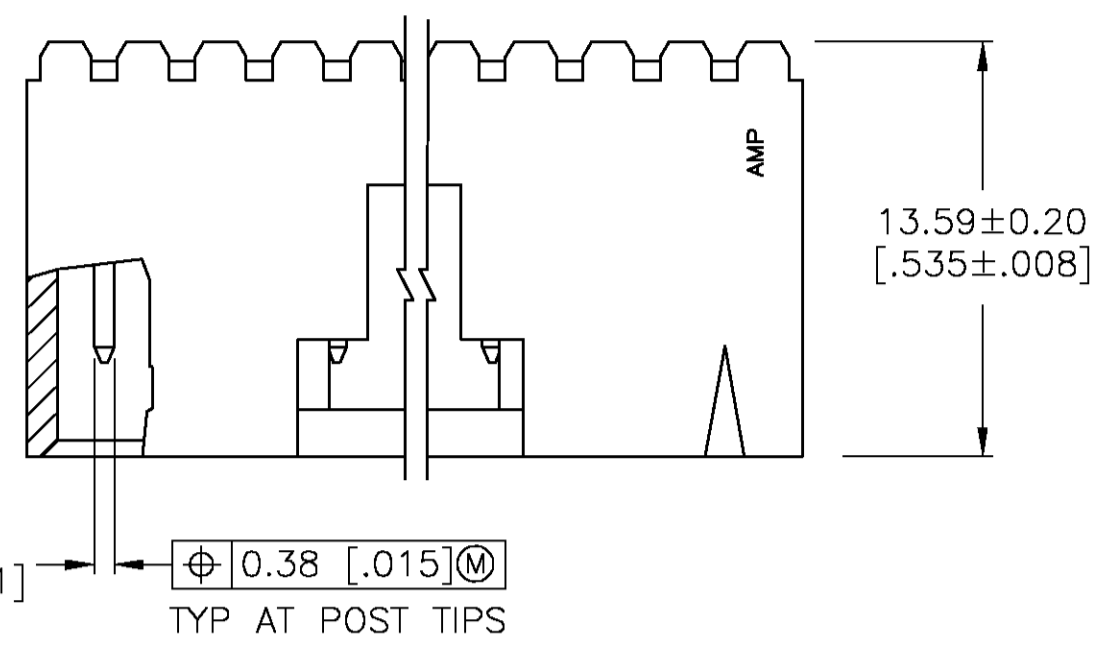
Distributed by:

JAMECO[®]
ELECTRONICS

www.Jameco.com ♦ 1-800-831-4242

The content and copyrights of the attached
material are the property of its owner.

Jameco Part Number 745150



RECOMMENDED HOLE LAYOUT

- 1 .00038 [.000015] GOLD IN THE CONTACT AREA, .00254 [.000100] MATTE TIN-LEAD ON THE REMAINDER OF CONTACT, ALL OVER .00127 [.000050] NICKEL.
- 2 POINT OF MEASUREMENT FOR PLATING THICKNESS.
- 3 THE NOTED DIMENSIONS APPLY AT THE INTERSECTION OF THE POST AND THE HOUSING.
- 4 ON ASSEMBLIES WITH FOUR OR MORE POSITIONS, TWO POLARIZATION SLOTS. ON ASSEMBLIES WITH TWO OR THREE POSITIONS, ONE POLARIZATION SLOT.
- 5 .00038 [.000015] GOLD IN THE CONTACT AREA, .00254 [.000100] MATTE TIN ON THE REMAINDER OF CONTACT, ALL OVER .00127 [.000050] NICKEL.
- 6 HIGH TEMPERATURE CONFIGURATION

1	64.01 [2.520]	66.04 [2.600]	24	25	2-103635-4
1	61.47 [2.420]	63.50 [2.500]	23	24	2-103635-3
1	58.93 [2.320]	60.96 [2.400]	22	23	2-103635-2
1	56.39 [2.220]	58.42 [2.300]	21	22	2-103635-1
1	53.85 [2.120]	55.88 [2.200]	20	21	2-103635-0
1	51.31 [2.020]	53.34 [2.100]	19	20	1-103635-9
1	48.77 [1.920]	50.80 [2.000]	18	19	1-103635-8
1	46.23 [1.820]	48.26 [1.900]	17	18	1-103635-7
1	43.69 [1.720]	45.72 [1.800]	16	17	1-103635-6
1	41.15 [1.620]	43.18 [1.700]	15	16	1-103635-5
1	38.61 [1.520]	40.64 [1.600]	14	15	1-103635-4
1	36.07 [1.420]	38.10 [1.500]	13	14	1-103635-3
1	33.53 [1.320]	35.56 [1.400]	12	13	1-103635-2
1	30.99 [1.220]	33.02 [1.300]	11	12	1-103635-1
1	28.45 [1.120]	30.48 [1.200]	10	11	1-103635-0
1	25.91 [1.020]	27.94 [1.100]	9	10	103635-9
1	23.37 [.920]	25.40 [1.000]	8	9	103635-8
1	20.83 [.820]	22.86 [.900]	7	8	103635-7
1	18.29 [.720]	20.32 [.800]	6	7	103635-6
1	15.75 [.620]	17.78 [.700]	5	6	103635-5
1	13.21 [.520]	15.24 [.600]	4	5	103635-4
1	10.67 [.420]	12.70 [.500]	3	4	103635-3
1	8.13 [.320]	10.16 [.400]	2	3	103635-2
1	5.59 [.220]	7.62 [.300]	1	2	103635-1
PLATING	C	B	A	NO. OF POSN	PART NO.

THIS DRAWING IS A CONTROLLED DOCUMENT.

DIMENSIONS: mm [INCHES]	TOLERANCES UNLESS OTHERWISE SPECIFIED: 0 PLC ± - 1 PLC ± - 2 PLC ± - 3 PLC ± .005 4 PLC ± - ANGLES ± -	FINISH: SEE TABLE	DWG: S. SHUEY 5-3-91 CHK: L. CASTAGNA 27-3-91 APVD: L. CASTAGNA 27-3-91	Tyco Electronics Corporation Harrisburg, Pa 17105-3608
MATERIAL: HOUSING: PLATING: CONTACTS:			NAME: HDR ASSY, RTANG, SINGLE ROW PRODUCT SPEC: 2.54[.100] C/L, 0.64[.025] SQ POST, APPLICATION SPEC: 108-25034 SIZE: 114-25026 WEIGHT: - CUSTOMER DRAWING	RESTRICTED TO: SCALE: 4:1 SHEET: 1 OF 2 REV: S

THIS DRAWING IS UNPUBLISHED. RELEASED FOR PUBLICATION
 © COPYRIGHT BY TYCO ELECTRONICS CORPORATION. ALL RIGHTS RESERVED.

LOC		DIST		REVISIONS			
P	LR	DESCRIPTION	DATE	DWN	APVD		
-	-	SEE SHEET 1	-	-	-	-	-

△6	△5	64.01 [2.520]	66.04 [2.600]	24	25	7-103635-4
△6	△5	61.47 [2.420]	63.50 [2.500]	23	24	7-103635-3
△6	△5	58.93 [2.320]	60.96 [2.400]	22	23	7-103635-2
△6	△5	56.39 [2.220]	58.42 [2.300]	21	22	7-103635-1
△6	△5	53.85 [2.120]	55.88 [2.200]	20	21	7-103635-0
△6	△5	51.31 [2.020]	53.34 [2.100]	19	20	6-103635-9
△6	△5	48.77 [1.920]	50.80 [2.000]	18	19	6-103635-8
△6	△5	46.23 [1.820]	48.26 [1.900]	17	18	6-103635-7
△6	△5	43.69 [1.720]	45.72 [1.800]	16	17	6-103635-6
△6	△5	41.15 [1.620]	43.18 [1.700]	15	16	6-103635-5
△6	△5	38.61 [1.520]	40.64 [1.600]	14	15	6-103635-4
△6	△5	36.07 [1.420]	38.10 [1.500]	13	14	6-103635-3
△6	△5	33.53 [1.320]	35.56 [1.400]	12	13	6-103635-2
△6	△5	30.99 [1.220]	33.02 [1.300]	11	12	6-103635-1
△6	△5	28.45 [1.120]	30.48 [1.200]	10	11	6-103635-0
△6	△5	25.91 [1.020]	27.94 [1.100]	9	10	5-103635-9
△6	△5	23.37 [.920]	25.40 [1.000]	8	9	5-103635-8
△6	△5	20.83 [.820]	22.86 [.900]	7	8	5-103635-7
△6	△5	18.29 [.720]	20.32 [.800]	6	7	5-103635-6
△6	△5	15.75 [.620]	17.78 [.700]	5	6	5-103635-5
△6	△5	13.21 [.520]	15.24 [.600]	4	5	5-103635-4
△6	△5	10.67 [.420]	12.70 [.500]	3	4	5-103635-3
△6	△5	8.13 [.320]	10.16 [.400]	2	3	5-103635-2
△6	△5	5.59 [.220]	7.62 [.300]	1	2	5-103635-1
REMARKS	PLATING	C	B	A	NO. OF POSN	PART NO.

THIS DRAWING IS A CONTROLLED DOCUMENT.		DWN S. SHUEY 5-3-91	Tyco Electronics Corporation Harrisburg, Pa 17105-3608	
DIMENSIONS: mm [INCHES]		CHK L. CASTAGNA 27-3-91	APVD L. CASTAGNA 27-3-91	
TOLERANCES UNLESS OTHERWISE SPECIFIED: 0 PL ± - 1 PL ± - 2 PL ± - 3 PL ± - 4 PL ± - ANGLES ± -		NAME HDR ASSY, RTANG, SINGLE ROW 2.54[.100] C/L, 0.64[.025] SQ POST, WITH PLZN & LATCHING, AMPMODU MTE		
MATERIAL: HOURS: 1.00 FINISH: SEE TABLE		APPLICATION SPEC 114-25026		RESTRICTED TO SCALE 1:1 SHEET 2 OF 2 REV S
CUSTOMER DRAWING		SIZE: A1 CAGE CODE: 00779 DRAWING NO: 103635		