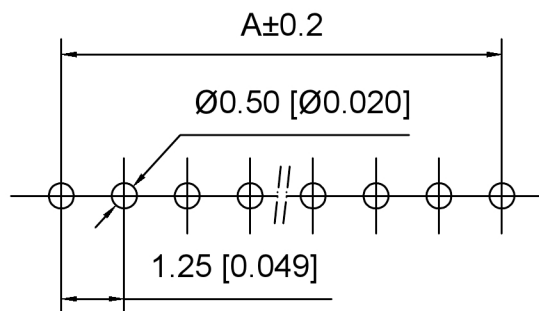
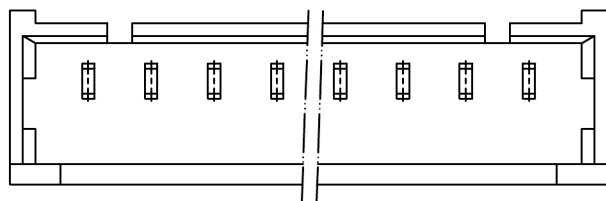


Specifications:
 规格:
 Voltage rating:125V AC/DC
 额定电压: 125V AC/DC
 Current rating:1A AC/DC
 额定电流: 1A AC/DC
 Withstanding voltage:250V AC/minute
 耐受电压: 250V AC/分钟
 Temperature range:-25°C~+85°C
 温度范围: -25°C~+85°C
 Insulation resistance:100MΩ min
 绝缘电阻: 100MΩ Min
 Contact resistance:20mΩ Max
 接触电阻: 20mΩ Max

X9821 W V - XX - N0 SN
 ① ② ③ ④ ⑤ ⑥

1. Series No
2. Category:W-Wafer
3. Welding Board Angle:V-Straight 180°
4. Row No.Pin No:XX-02~12P
5. Material:N0-PA66 ; 46-PA46 UL94V-0
6. Plating:SN-Tin Plated



PCB Layout

Poles	Dimensions(mm)		Poles	Dimensions(mm)	
	A	B		A	B
02	1.25	4.35	08	8.75	11.85
03	2.50	5.60	09	10.00	13.10
04	3.75	6.85	10	11.25	14.35
05	5.00	8.10	11	12.50	15.60
06	6.25	9.35	12	13.75	16.85
07	7.50	10.60		/	/

X9821WV-XX-N0SN	PA66	Phosphor Bronze	X9821H
PART NO	Material	Material(Pin)	Suitable XKB Housing

广东星坤科技股份有限公司

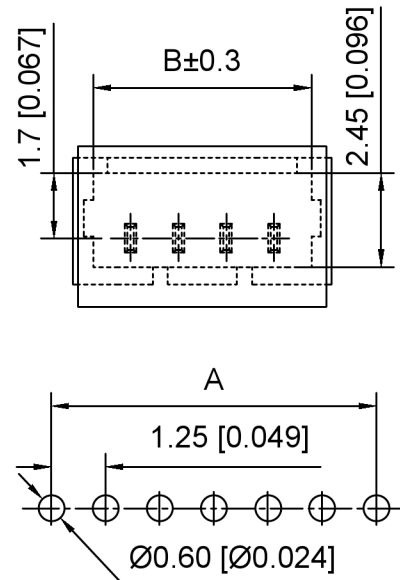
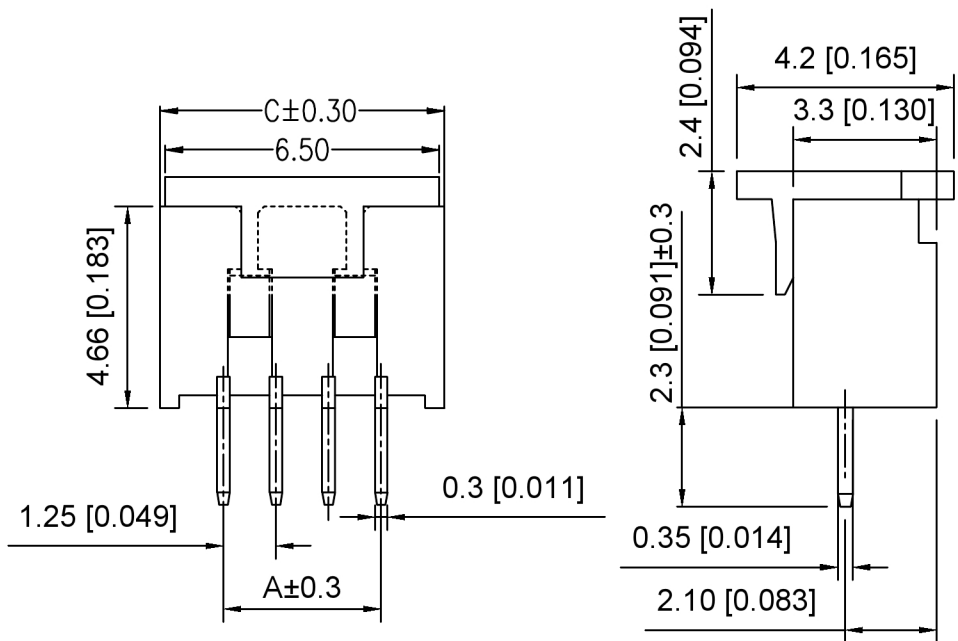
文件工程章

MARK	DESCRIPTION	DATE	REVISED	APPROVED	UNSPECIFIED TOLERANCES
ΔX					ANGLAR ±5°
ΔX					L ≤ 4 ±0.2
ΔX					4 < L ≤ 16 ±0.3
					16 < L ≤ 63 ±0.4
					L > 63 ±0.5



XKB INDUSTRIAL PRECISION CO., LIMITED

DSND	SCALE: N/A	MODEL TYPE: 1.25mm Crimp Style Connector
DWN	VIEW:	PART NO.: X9821WV-XX-N0SN
CHKD	UNIT: mm/in	DWG NO.: X-X9821WV-XX-N0SN
APPD	SIZE: A4	WEIGHT SHEET REVISION 1/1 A0



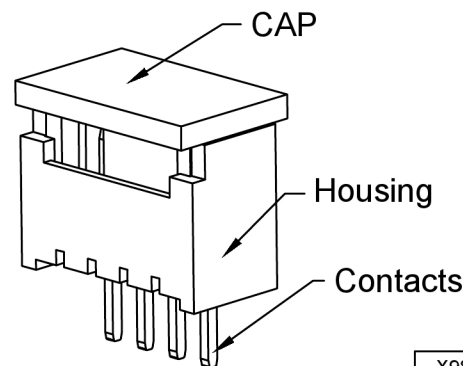
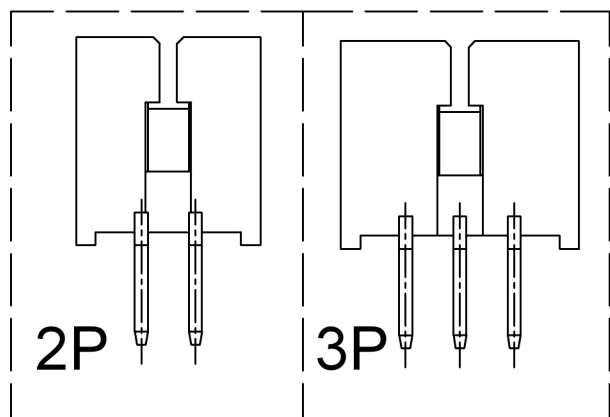
Recommended PCB Layout(Top view)
Tolerance:±0.05mm

Specifications:

规格:
Voltage rating:125V AC/DC
额定电压: 125V AC/DC
Current rating:1A AC/DC
额定电流: 1A AC/DC
Withstanding voltage:500V AC/minute
耐受电压: 500V AC/分钟
Temperature range:-25°C~+105°C
温度范围: -25°C~+105°C
Insulation resistance:≥100MΩ
绝缘电阻: ≥100MΩ
Contact resistance:≤20mΩ
接触电阻: ≤20mΩ

X9821 W V - XX R - LP SN
① ② ③ ④ ⑤ ⑥ ⑦

- 1.Series No
- 2.Category:W-Wafer
- 3.Welding Board Angle:V-Stright 180°
- 4.Row No.Pin No:XX-02~16Pin
- 5.Special No:R-DIP 2.3mm
- 6.Material:LP-LCP UL94V-0 ,Natural
CAP:LCP UL94V-0 ,Natural
- 7.Plating:SN- Tin Plated



Poles	Dimensions (mm)			Poles	Dimensions (mm)		
	A	B	C		A	B	C
02	1.25	3.20	4.25	10	11.25	13.20	14.25
03	2.50	4.45	5.50	11	12.50	14.45	15.50
04	3.75	5.70	6.75	12	13.75	15.70	16.75
05	5.00	6.95	8.00	13	15.00	16.95	18.00
06	6.25	8.20	9.25	14	16.25	18.20	19.25
07	7.50	9.45	10.50	15	17.50	19.45	20.50
08	8.75	10.70	11.75	16	18.75	20.70	21.75
09	10.00	11.95	13.00				

X9821WW-XXR-LPSN	LCP	Brass	X9821HM
PART NO	Material	Material(Pin)	Suitable XKB Housing

DSND		SCALE: N/A	MODEL TYPE: 1.25mm Crimp Style Connector
DWN		VIEW:	PART NO.: X9821WW-XXR-LPSN
CHKD		UNIT: mm/in	DWG NO.: X-X9821WW-XXR-LPSN
APPD		SIZE: A4	WEIGHT SHEET REVISION
			1/1 A0



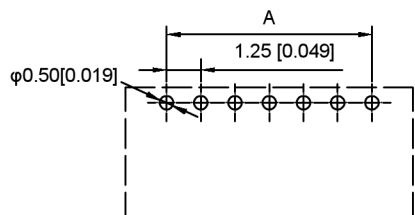
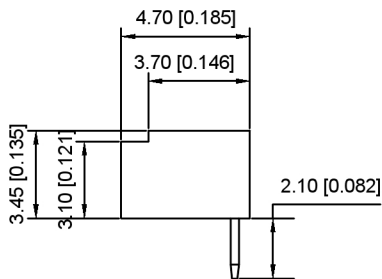
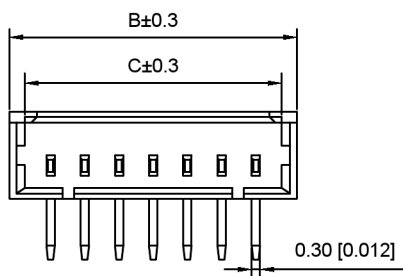
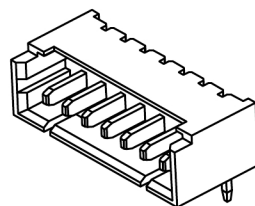
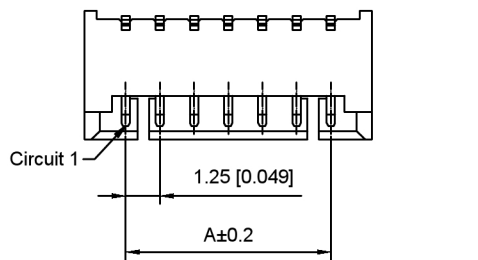
XKB INDUSTRIAL PRECISION CO.,LIMITED

ANGLAR	±5°
L ≤ 4	±0.2
4 < L ≤ 16	±0.3
16 < L ≤ 63	±0.4
L > 63	±0.5
UNSPECIFIED TOLERANCES	

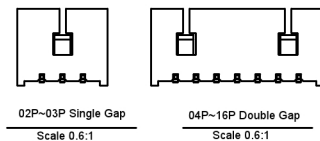
广东星坤科技股份有限公司

文件工程章

MARK	DESCRIPTION	DATE	REVISED	APPROVED
Δ*				
Δx				
Δx				



Recommended P.C.B Layout
General Tolerance±0.05



■ Specifications :

- Voltage rating: 125V AC / DC
- Current rating: 1A AC / DC
- Withstanding voltage: 800V AC/minute
- Temperature range: -25°C~+85°C
- Insulation resistance: ≥1000M Ω
- Contact resistance: ≤10mΩ
- After environmental testing : ≤20mΩ

X9821 W R-XX- N0 SN



- ① Series No.
- ② Category : W-WAFER
- ③ Wedding Board Angle : R-Stright 90°
- ④ Row No.-Pin No.: XX-02P~16P
- ⑤ Material : N0-PA66 94V-0
- ⑥ Plating Category: Sn-Bright Tin Plating

Poles	Dimensions(mm)			Poles	Dimensions(mm)		
	A	B	C		A	B	C
02	1.25	4.25	3.15	10	11.25	14.25	13.15
03	2.50	5.50	4.40	11	12.50	15.50	14.40
04	3.75	6.75	5.65	12	13.75	16.75	15.65
05	5.00	8.00	6.90	13	15.00	18.00	16.90
06	6.25	9.25	8.15	14	16.25	19.25	18.15
07	7.50	10.50	9.40	15	17.50	20.50	19.40
08	8.75	11.75	10.65	16	18.75	21.75	20.65
09	10.00	13.00	11.90				

X9821WR-XX-N0SN	Nyoln 66 UL 94V-0	Brass	Tin-Plated	X9821H
PART NO	Material	Material(pin)	Finish(pin)	Suitable XKB Terminal

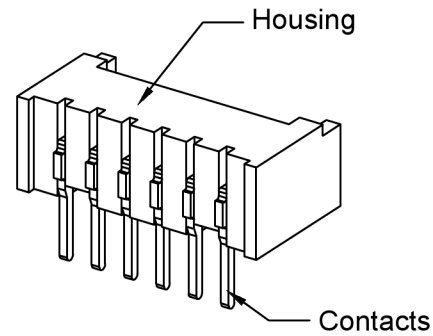
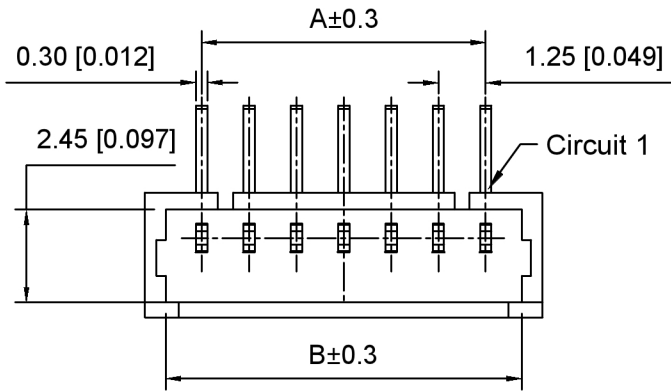
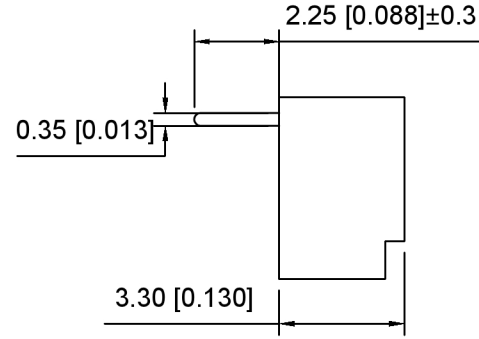
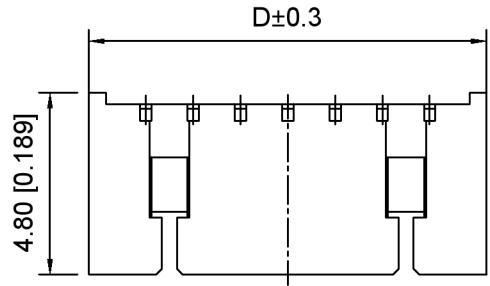
DSND	DATE	SCALE: N/A	MODEL TYPE: X9821WR-XX-N0SN
DWN	DATE	VIEW:	PART NO.: 1.25mm Crimp Style Connectors
CHKD	DATE	UNIT: mm/in	DWG NO.:
APPD	DATE	SIZE: A4	
XKB INDUSTRIAL PRECISION CO., LIMITED			WEIGHT 1.0g
			SHEET 1/1
			REVISION A0

ANGLAR	±5°
L ≤ 4	±0.2
4 < L ≤ 16	±0.3
16 < L ≤ 63	±0.4
L > 63	±0.5
UNSPECIFIED TOLERANCES	

广东星坤科 股份有限公司

生效 日期

文件 工程 章

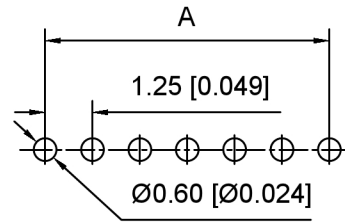
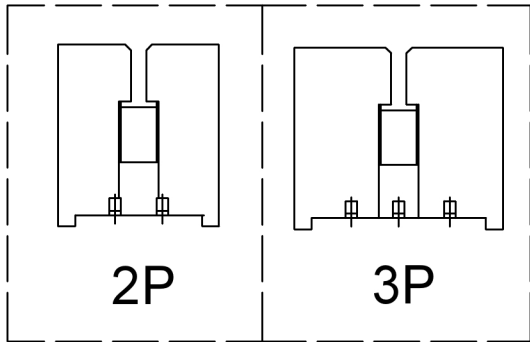


Specifications:

规格:
 Voltage rating: 125V AC/DC
 额定电压: 125V AC/DC
 Current rating: 1A AC/DC
 额定电流: 1A AC/DC
 Withstanding voltage: 500V AC/minute
 耐受电压: 500V AC/分钟
 Temperature range: -25°C~+105°C
 温度范围: -25°C~+105°C
 Insulation resistance: ≥100MΩ
 绝缘电阻: ≥100MΩ
 Contact resistance: ≤20mΩ
 接触电阻: ≤20mΩ

X9821 W R - XX R - LP SN
 ① ② ③ ④ ⑤ ⑥ ⑦

1. Series No
2. Category: W-Wafer
3. Welding Board Angle: R-Straight 90°
4. Row No. Pin No: XX-02~16Pin
5. Special No: R-DIP 2.25mm
6. Material: LP-LCP UL94V-0 ,Natural
7. Plating: SN- Tin Plated



Recommended PCB Layout(Top view)
 Tolerance: ±0.05mm

Poles	Dimensions (mm)			Poles	Dimensions (mm)		
	A	B	C		A	B	C
02	1.25	3.20	4.25	10	11.25	13.20	14.25
03	2.50	4.45	5.50	11	12.50	14.45	15.50
04	3.75	5.70	6.75	12	13.75	15.70	16.75
05	5.00	6.95	8.00	13	15.00	16.95	18.00
06	6.25	8.20	9.25	14	16.25	18.20	19.25
07	7.50	9.45	10.50	15	17.50	19.45	20.50
08	8.75	10.70	11.75	16	18.75	20.70	21.75
09	10.00	11.95	13.00				

X9821WR-XXR-LPSN	LCP	Brass	X9821HM
PART NO	Material	Material(Pin)	Suitable XKB Housing

DSND		SCALE: N/A	MODEL TYPE: 1.25mm Crimp Style Connector
DWN		VIEW:	PART NO.: X9821WR-XXR-LPSN
CHKD		UNIT: mm/in	DWG NO.: X-X9821WR-XXR-LPSN
APPD		SIZE: A4	



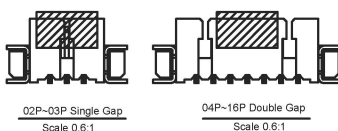
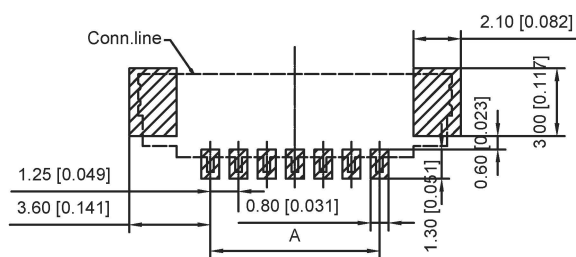
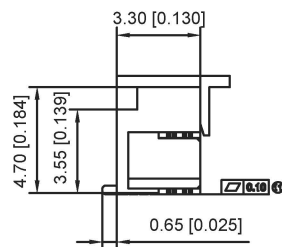
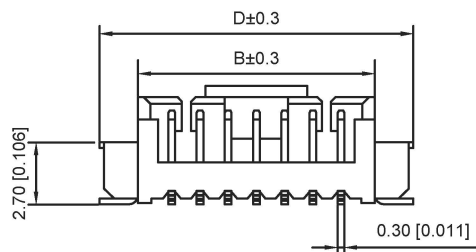
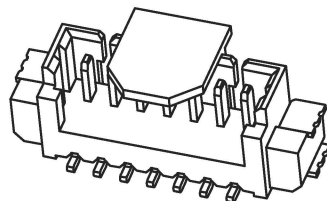
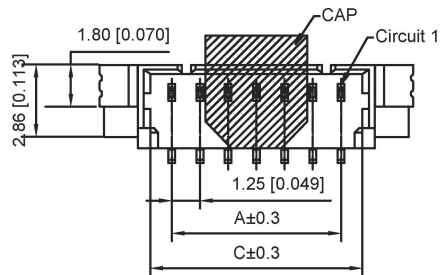
XKB INDUSTRIAL PRECISION CO., LIMITED

WEIGHT	SHEET	REVISION
	1/1	A0

广东星坤科技股份有限公司

建	日期
4	日期
文件	工程

MARK	DESCRIPTION	DATE	REVISED	APPROVED	ANGLAR	±5°
					L ≤ 4	±0.2
					4 < L ≤ 16	±0.3
					16 < L ≤ 63	±0.4
					L > 63	±0.5
REVISIONS					UNSPECIFIED TOLERANCES	



Recommended P.C.B Layout
General Tolerances: 0.05

■ Specifications :

- Voltage rating: 125V AC / DC
- Current rating: 1A AC / DC
- Withstanding voltage: 250V AC/minute
- Temperature range: -25°C~+85°C
- Insulation resistance: ≥100MΩ
- Contact resistance: ≤20mΩ
- After environmental testing : ≤40mΩ

X9821 W V S-XX-9T SN
① ② ③ ④ ⑤ ⑥ ⑦

- ① Series No.
- ② Category : W-WAFER
- ③ Welding Board Angle : V-Straight 90°
- ④ Welding Way:S-SMT
- ⑤ Row No.-Pin No.: XX-02P~16P
- ⑥ Material : 9T-PA9T 94V-0
- ⑦ Plating Category: Sn-Bright Tin Plating

Poles	Dimensions(mm)				Poles	Dimensions(mm)			
	A	B	C	D		A	B	C	D
02	1.25	4.25	3.15	7.65	10	11.25	14.25	13.15	17.65
03	2.50	5.50	4.40	8.90	11	12.50	15.50	14.40	18.90
04	3.75	6.75	5.65	10.15	12	13.75	16.75	15.65	20.15
05	5.00	8.00	6.90	11.40	13	15.00	18.00	16.90	21.40
06	6.25	9.25	8.15	12.65	14	16.25	19.25	18.15	22.65
07	7.50	10.50	9.40	13.90	15	17.50	20.50	19.40	23.90
08	8.75	11.75	10.65	15.15	16	18.75	21.75	20.65	25.15
09	10.00	13.00	11.90	16.40					

X9821WVS-XX-9TSN	PA9T UL 94V-0	Brass	Tin-Plated	X9821H
PART NO	Material	Material(pin)	Finish(pin)	Suitable XKB Terminal

广东星坤科技股份有限公司

生效

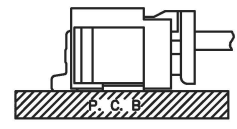
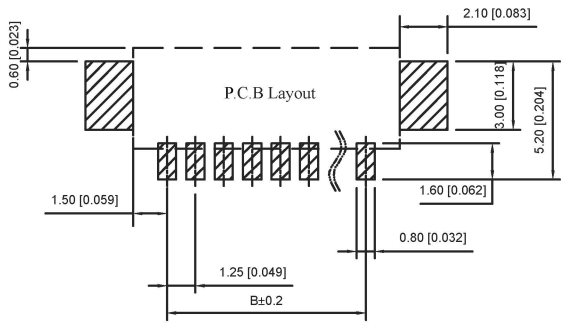
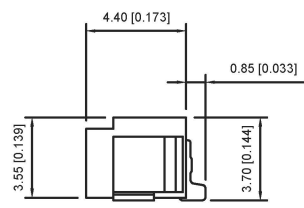
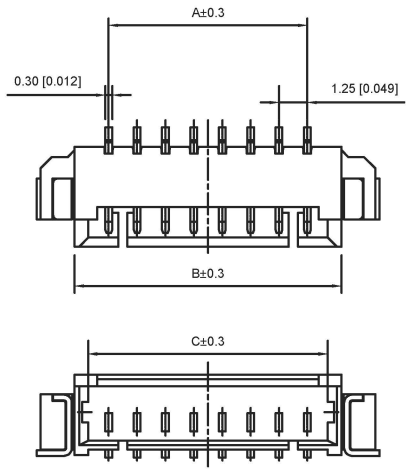
ΔX		日期
ΔX		日期
ΔX		日期
MARK	DESCRIPTION	

REVISIONS

www.xk-dg.cn www.helloxkb.com www.helloxkb.cn

文件工程章

DSND	DATE	SCALE: N/A	MODEL TYPE: X9821WVS-XX-9TSN
DWN	DATE	VIEW: ④	PART NO.: 1.25mm Crimp Style Connectors
CHKD	DATE	UNIT: mm/in	DWG NO.:
APPD	DATE	SIZE: A4	
XKB INDUSTRIAL PRECISION CO., LIMITED			WEIGHT 1.0g
			SHEET 1/1
			REVISION A0



■ Specifications :

- Voltage rating: 125V AC / DC
- Current rating: 1A AC / DC
- Withstanding voltage: 250V AC/minute
- Temperature range: -25°C~+85°C
- Insulation resistance: ≥100MΩ
- Contact resistance: ≤20mΩ
- After environmental testing : ≤40mΩ

X9821 W R S-XX-9T SN

- ① Series No.
- ② Category : W-WAFER
- ③ Welding Board Angle : R-Straight 90°
- ④ Welding Way:S-SMT
- ⑤ Row No.-Pin No.: XX-02P~16P
- ⑥ Material : 9T-PA9T 94V-0
- ⑦ Plating Category: Sn-Bright Tin Plating

Poles	Dimensions(mm)			Poles	Dimensions(mm)		
	A	B	C		A	B	C
02	1.25	4.25	3.05	12	13.75	16.75	15.55
03	2.50	5.50	4.30	13	15.00	18.00	16.80
04	3.75	6.75	5.55	14	16.25	19.25	18.05
05	5.00	8.00	6.80	15	17.50	20.50	19.30
06	6.25	9.25	8.05	16	18.75	21.75	20.55
07	7.50	10.50	9.30				
08	8.75	11.75	10.55				
09	10.00	13.00	11.80				
10	11.25	14.25	13.05				
11	12.50	15.50	14.30				

X9821WRS-XX-9TSN	PA9T UL 94V-0	Brass	Tin-Plated	X9821H
PART NO	Material	Material(pin)	Finish(pin)	Suitable XKB Terminal

广东星坤科技股份有限公司

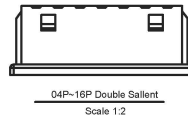
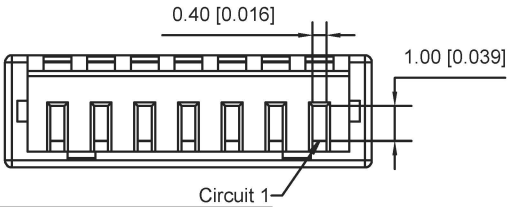
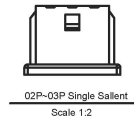
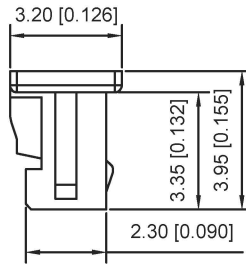
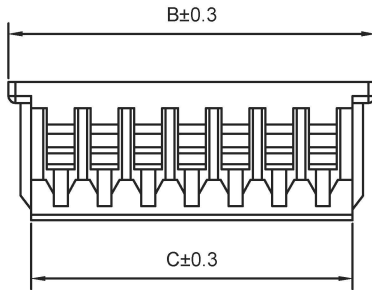
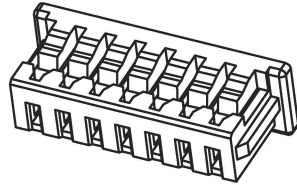
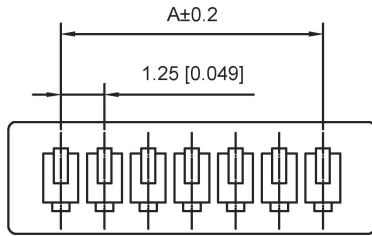
生效	ΔX	日期
	ΔX	日期
	ΔX	日期
	MARK	DESCRIPTION

REVISIONS	DATE	REVISED	APPROVED	UNSPECIFIED TOLERANCES

DSND	DATE	SCALE: N/A	MODEL TYPE: X9821WRS-XX-9TSN
DWN	DATE	VIEW:	PART NO.: 1.25mm Crimp Style Connectors
CHKD	DATE	UNIT: mm/in	DWG NO.:
APPD	DATE	SIZE: A4	
XKB INDUSTRIAL PRECISION CO., LIMITED			WEIGHT 1.0g
			SHEET 1/1
			REVISION A0

文件工程章

www.xk-dg.cn www.helloxkb.com www.helloxkb.cn



■ Specifications :

- Voltage rating: 125V AC / DC
- Current rating: 1A AC / DC
- Withstanding voltage: 250V AC/minute
- Temperature range: -25°C~+85°C
- Insulation resistance: ≥100MΩ
- Contact resistance: ≤20mΩ
- After environmental testing : ≤40mΩ

X9821 H M -XX A-XX HF
① ② ③ ④ ⑤ ⑥ ⑦

- Series No.
- Category : H-HSG
- Welding Board Angle : M-male
- Row No.-Pin No.: XX-02P~16P
- Plug the Pin& Special No:A-No Gap
- Material : N0-PA66 94V-0 ;PT-PBT 94V-0
- HF-Halogen free

Poles	Dimensions(mm)				Poles	Dimensions(mm)			
	A	B	C	D		A	B	C	D
02	1.25	4.25	3.15		10	11.25	14.25	13.15	
03	2.50	5.50	4.40		11	12.50	15.50	14.40	
04	3.75	6.75	5.65		12	13.75	16.75	15.65	
05	5.00	8.00	6.90		13	15.00	18.00	16.90	
06	6.25	9.25	8.15		14	16.25	19.25	18.15	
07	7.50	10.50	9.40		15	17.50	20.50	19.40	
08	8.75	11.75	10.65		16	18.75	21.75	20.65	
09	10.00	13.00	11.90						

X9821HM-XXA-PT	PBT UL 94V-0	X9821TF	X9821W
X9821HM-XXA-NOHF	Nylon 66 UL 94V-0 Halogen-Free		
X9821HM-XXA-NO	Nylon 66 UL 94V-0		
PART NO	Material	Suitable XKB Terminal	Suitable XKB Terminal

广东星坤科技股份有限公司

生效

ΔX	日期
ΔX	日期
ΔX	日期
MARK	DESCRIPTION

文件工程章

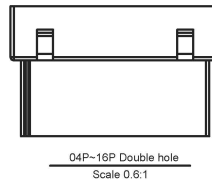
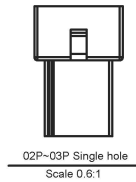
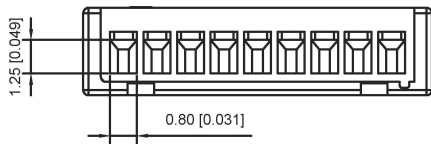
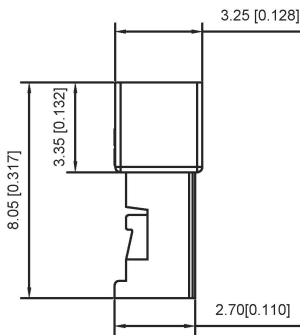
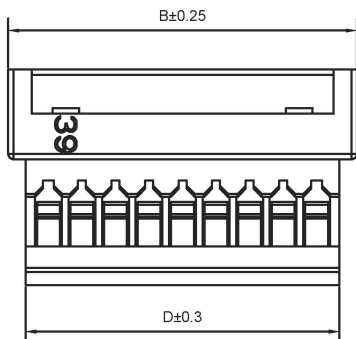
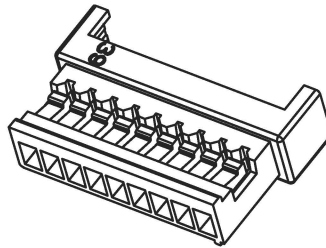
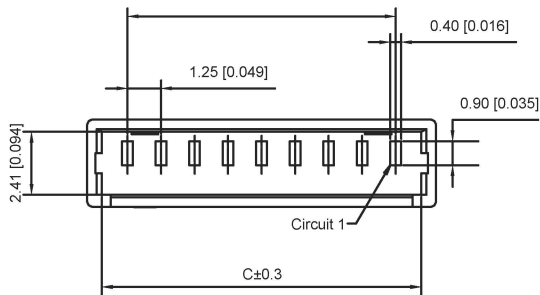
REVISIONS

www.xk-dg.cn www.helloxkb.com www.helloxkb.cn

ANGLAR	±5°
L ≤ 4	±0.2
4 < L ≤ 16	±0.3
16 < L ≤ 63	±0.4
L > 63	±0.5

UNSPECIFIED TOLERANCES

DSND	DATE	SCALE: N/A	MODEL TYPE: X9821HM-XXA-XXXX
DWN	DATE	VIEW:	PART NO.: 1.25mm Crimp Style Connectors
CHKD	DATE	UNIT: mm/in	DWG NO.:
APPD	DATE	SIZE: A4	
XKB INDUSTRIAL PRECISION CO., LIMITED			WEIGHT 1.0g
			SHEET 1/1
			REVISION A0



■ Specifications :

- Voltage rating: 125V AC / DC
- Current rating: 1A AC / DC
- Withstanding voltage: 250V AC/minute
- Temperature range: -25°C~+85°C
- Insulation resistance: $\geq 100M\Omega$
- Contact resistance: $\leq 20m\Omega$
- After environmental testing : $\leq 40m\Omega$

X9821 H F -XX -XX HF

- ① Series No.
- ② Category : H-HSG
- ③ Welding Board Angle : F-Female HSG
- ④ Row No.-Pin No.: XX-02P~16P
- ⑤ Material : NO-PA66 94V-0 ;PT-PBT 94V-0
- ⑥ HF-Halogen free

Poles	Dimensions(mm)				Poles	Dimensions(mm)			
	A	B	C	D		A	B	C	D
02	1.25	4.25	3.15	2.95	10	11.25	14.25	13.15	12.95
03	2.50	5.50	4.40	4.20	11	12.50	15.50	14.40	14.20
04	3.75	6.75	5.65	5.45	12	13.75	16.75	15.65	15.45
05	5.00	8.00	6.90	6.70	13	15.00	18.00	16.90	16.70
06	6.25	9.25	8.15	7.95	14	16.25	19.25	18.15	17.95
07	7.50	10.50	9.40	9.20	15	17.50	20.50	19.40	19.20
08	8.75	11.75	10.65	10.45	16	18.75	21.75	20.65	20.45
09	10.00	13.00	11.90	11.70					

X9821HF-XX-PT	PBT UL 94V-0	X9821TM	X9821H
X9821HF-XX-NOHF	Nylon 66 UL 94V-0 Halogen-Free		
X9821HF-XX-N0	Nylon 66 UL 94V-0		
PART NO	Material	Suitable XKB Terminal	Suitable XKB Terminal

广东星坤科技股份有限公司

生效

ΔX	日期
MARK	DESCRIPTION

文件工程章

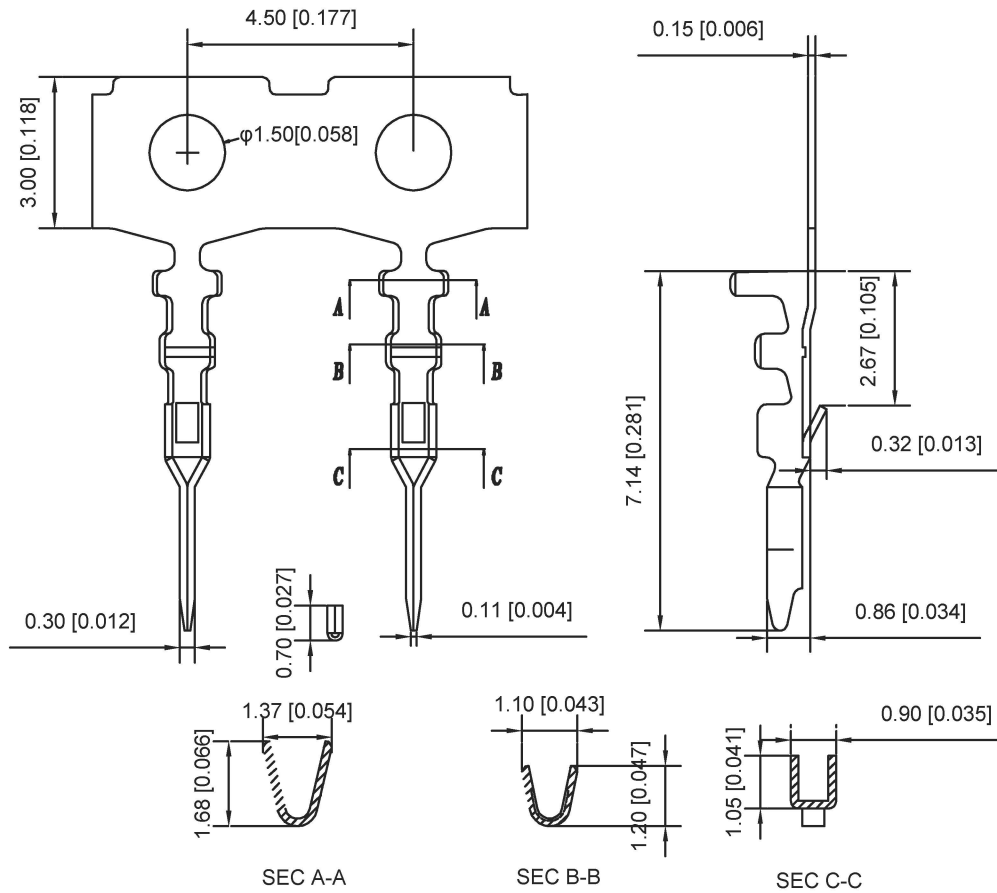
REVISIONS

www.xk-dg.cn www.helloxkb.com www.helloxkb.cn

ANGLAR	±5°
L ≤ 4	±0.2
4 < L ≤ 16	±0.3
16 < L ≤ 63	±0.4
L > 63	±0.5

UNSPECIFIED TOLERANCES

DSND	DATE	SCALE: N/A	MODEL TYPE: X9821HF-XX-XXXX
DWN	DATE	VIEW:	PART NO.: 1.25mm Crimp Style Connectors
CHKD	DATE	UNIT: mm/in	DWG NO.:
APPD	DATE	SIZE: A4	
XKB INDUSTRIAL PRECISION CO., LIMITED			WEIGHT 1.0g
			SHEET 1/1
			REVISION A0



■ Specifications :

- Voltage rating: 125V AC / DC
- Current rating: 1A AC / DC
- Withstanding voltage: 250V AC/minute
- Temperature range: -25°C~+85°C
- Insulation resistance: $\geq 100M\Omega$
- Contact resistance: $\leq 20m\Omega$
- After environmental testing : $\leq 40m\Omega$

X9821 T M -P -XX

- ① Series Number
- ② Category : T-terminal
- ③ Welding Board Angle : M-Male
- ④ Material:P-Phosphor bronze
- ⑤ Plating style:V01-Gold Flash;SN-Bright tin plating
SN2-Bright Tin Plating 120u"Min

X9821TM-PN2				Stamping Before Plating:50u" Min Ni;120u"Sn Min	
X9821TM-PV01	Phosphor Bronze	AWG#28-32	1.0mm(Max)	Stamping Before Plating:30u" Min Ni;Whole Gold:Gold Flash	X9821HF-PSN
X9821TM-PSN				Stamping Before Plating:30u" Min Ni;70u"Sn Min	
PART NO	Material	Wire Range	Insulation O.D	Finish	Suitable X K B

广东星坤科技股份有限公司

生效

ΔX		日期
ΔX		日期
ΔX		日期
MARK	DESCRIPTION	

REVISIONS

UNSPECIFIED TOLERANCES

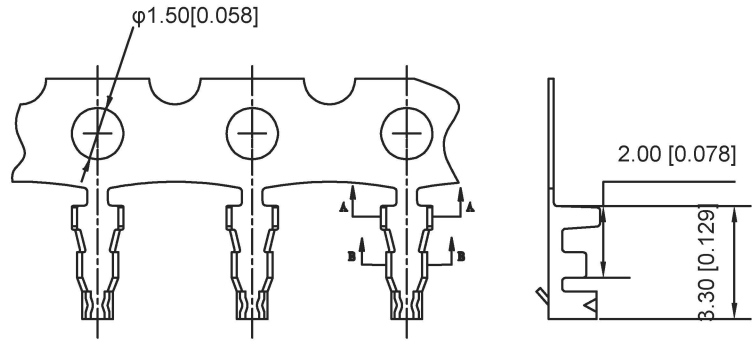
DSND		DATE		SCALE: N/A	MODEL TYPE: X9821TM-PXX
DWN		DATE		VIEW:	PART NO.: 1.25mm Crimp Style Connectors
CHKD		DATE		UNIT: mm/in	DWG NO.:
APPD		DATE		SIZE: A4	
XKB INDUSTRIAL PRECISION CO., LIMITED				WEIGHT	SHEET
				1.0g	1/1
				REVISION	A0

文件工程章

www.xk-dg.cn www.helloxkb.com www.helloxkb.cn

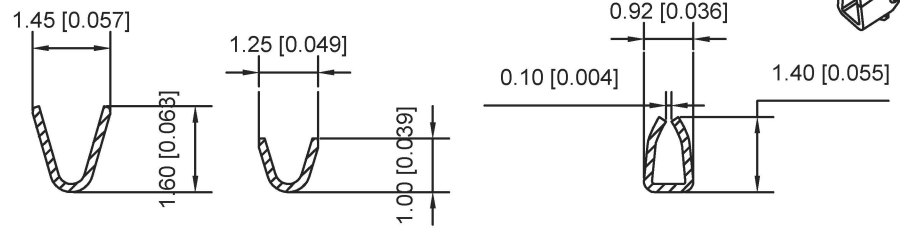
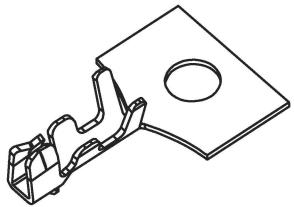
■ Specifications :

- Voltage rating: 125V AC / DC
- Current rating: 1A AC / DC
- Withstanding voltage: 250V AC/minute
- Temperature range: -25°C~+85°C
- Insulation resistance: ≥100MΩ
- Contact resistance: ≤20mΩ
- After environmental testing : ≤40mΩ



X9821TF-P-XX

- ① Series Number
- ② Category : T-terminal
- ③ Welding Board Angle : F-Fmale
- ④ Material:P-Phosphor bronze
- ⑤ Plating style:V01-Gold Flash;SN-Bright tin plating
SN2-Bright Tin Plating 120u"Min



SECTION:A-A
SCALE:1:1

SECTION:B-B
SCALE:1:1

SECTION:C-C
SCALE:1:1

X9821TF-XX-SN2				Stamping Before Plating:50u" Min Ni;120u"Sn Min	
X9821TF-PV01	Phosphor Bronze	AWG#28-32	1.0mm(Max)	Stamping Before Plating:30u" Min Ni;Whole Gold Gold Flash	X9821HM-PSN
X9821TF-PSN				Stamping Before Plating:30u" Min Ni;70u"Sn Min	
PART NO	Material	Wire Range	Insulation O.D	Finish	Suitable X K B

广东星坤科技股份有限公司

生效	ΔX	日期
	ΔX	
	ΔX	
MARK	DESCRIPTION	DATE

REVISIONS	DATE	REVISED	APPROVED	UNSPECIFIED TOLERANCES

DSND	DATE	SCALE: N/A	MODEL TYPE: X9821TF-PXX
DWN	DATE	VIEW:	PART NO.: 1.25mm Crimp Style Connectors
CHKD	DATE	UNIT: mm/in	DWG NO.:
APPD	DATE	SIZE: A4	
XKB INDUSTRIAL PRECISION CO., LIMITED			WEIGHT 1.0g
			SHEET 1/1
			REVISION A0

文件工程章

www.xk-dg.cn www.helloxkb.com www.helloxkb.cn