

**Microchip**

**Filter specification**

**TFS1227K**

**Measurement condition**

Ambient temperature $T_A$ :	23	°C
Input power level:	0	dBm
Terminating impedance:		
Input:	50	$\Omega$
Output:	50	$\Omega$

**Characteristics**

Remark:

The maximum attenuation in the pass band is defined as the insertion loss  $a_e$ . The nominal frequency  $f_N$  is fixed at 1227.6 MHz without any tolerance or limit. The values of absolute attenuation  $a_{abs}$  are guaranteed over the whole operating temperature range. The frequency shift of the filter within the operating temperature range is included in the production tolerance scheme.

D a t a		typ. value		tolerance / limit	
<b>Insertion loss</b>		$a_e$	2.2 dB	max.	3 dB
<b>Nominal frequency</b>		$f_N$			1227.6 MHz
<b>Passband</b>		PB		$f_N \pm$	12 MHz
<b>Passband variation</b>		PBV	0.8 dB	max.	2 dB
<b>Absolute attenuation</b>		$a_{abs}$			
10	MHz ... 1189 MHz		36 dB	min.	33 dB
1189	MHz ... 1195 MHz		38 dB	min.	20 dB
1260	MHz ... 1266 MHz		58 dB	min.	20 dB
1266	MHz ... 2000 MHz		36 dB	min.	33 dB
2000	MHz ... 3000 MHz		38 dB	min.	25 dB
<b>Group delay ripple within PB</b>		GDR	13 ns	max.	50 ns
<b>Return loss within PB</b>		RL	11 dB	min.	10 dB
<b>Input power level</b>					
Continuous wave over life time within PB				max.	10 dBm
<b>Operating temperature range</b>		OTR			-40 °C ... +85 °C
<b>Storage temperature range</b>					-55 °C ... +125 °C
<b>Temperature coefficient of frequency</b>		$TC_f^*$	-43 ppm/K		-

\*)  $\Delta f = TC_f(T - T_A)f_N$

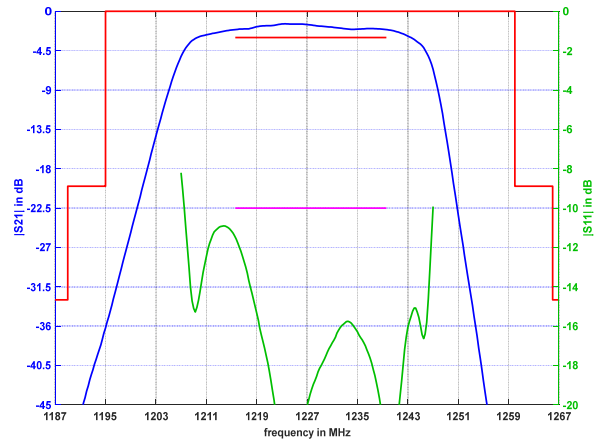
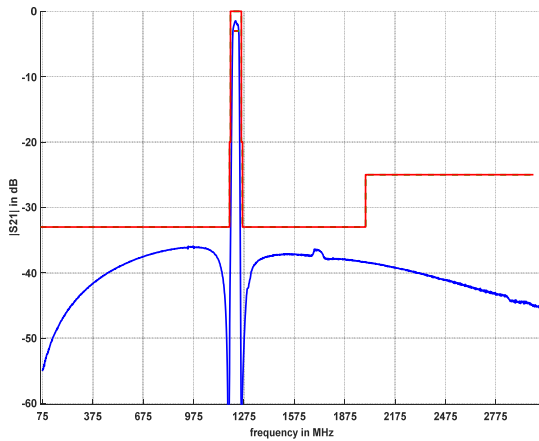
**Generated:** \_\_\_\_\_

**Checked / Approved:** \_\_\_\_\_

**Microchip Frequency Technology GmbH**  
**Potsdamer Straße 18**  
**D 14 513 TELTOW / Germany**  
**Tel: (+49) 3328 4784-0 / Fax: (+49) 3328 4784-30**

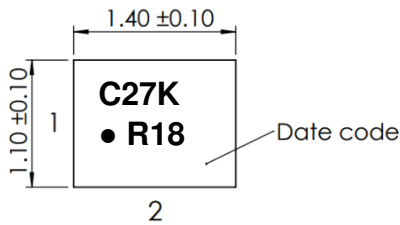
Microchip Frequency Technology GmbH reserves the right to make changes to the product(s) and/or information contained herein without notice. No liability is assumed as a result of their use or application. No rights under any patent accompany the sale of any such product(s) or information.

**Filter characteristic**

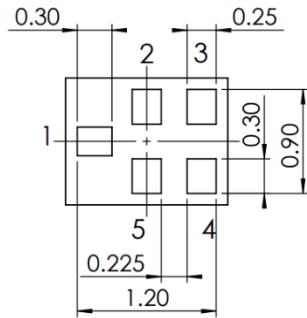



**Construction and pin connection**

(All dimensions in mm)

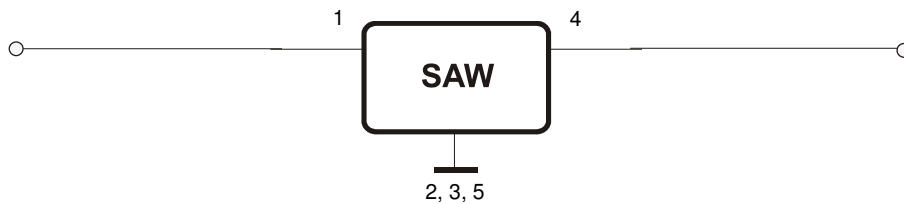


- 1 Input
- 2 Ground
- 3 Ground
- 4 Output
- 5 Ground



Date code: Year + week  
 R 2023  
 S 2024  
 T 2025  
 ...

**50 Ω Test circuit**



**Microchip Frequency Technology GmbH**  
 Potsdamer Straße 18  
 D 14 513 TELTOW / Germany  
 Tel: (+49) 3328 4784-0 / Fax: (+49) 3328 4784-30

Microchip Frequency Technology GmbH reserves the right to make changes to the product(s) and/or information contained herein without notice. No liability is assumed as a result of their use or application. No rights under any patent accompany the sale of any such product(s) or information.

**Stability characteristics, reliability**

1. Shock: 1500 g, 0.5 ms, half sine wave, 5 Shocks each of the orientations acc. to MIL-STD-883, Method 2002, Cond. B
2. Vibration: 10 Hz to 2000 Hz, 20 g acc. to MIL-STD-883, Method 2007, Cond. A
3. Temperature cycling: 100 cycles, -55 °C to 125 °C / 15 min. dwell time acc. to MIL-STD-883, Method 1010, Cond. B
4. Resistance to solder heat (reflow): reflow possible: three times max.  
for temperature conditions refer to the attached "Air reflow temperature conditions" on page 4
5. SAW devices are Electrostatic Discharge (ESD) sensitive devices.
6. Moisture Sensitivity Level: Level 2a (MSL2a) acc. to IPC/JEDEC J-STD-020

This filter is RoHS compliant (2011/65/EU+2015/863/EU)

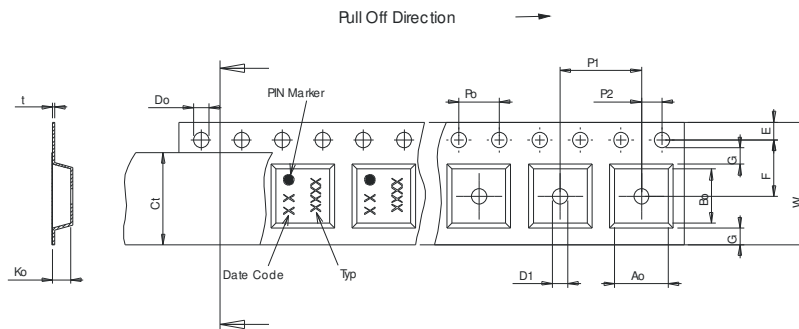
**Packing**

Tape & Reel: IEC 60286 – 3, with exception of value for N and minimum bending radius;  
tape type II, embossed carrier tape with top cover tape on the upper side;

reel of empty components at start:	min. 300 mm
reel of empty components at start including leader:	min. 500 mm
trailer:	min. 300 mm

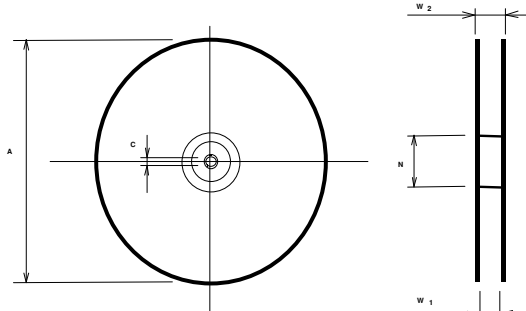
**Tape (all dimensions in mm)**

- W : 8.00 +0.3/-0.1
- Po : 4.00 ±0.1
- Do : 1.50 +0.1/-0
- E : 1.75 ±0.1
- F : 3.50 ±0.05
- G(min) : 1.7
- P2 : 2.00 ±0.05
- P1 : 4.00 ±0.1
- D1(min) : 0.60 +0.1/-0
- Ao : 1.30 ±0.05
- Bo : 1.60 ±0.05
- Ct : 5.30 ±0.1
- Ko : 0.70 ±0.05
- t : 0.25 ±0.03



**Reel (all dimensions in mm)**

- A : 330 or 180
- W1 : 8.40 +1.5/-0
- W2(max): 14.40
- N(min) : 60.00
- C : 13.00 ±0.2



The minimum bending radius is 45 mm.

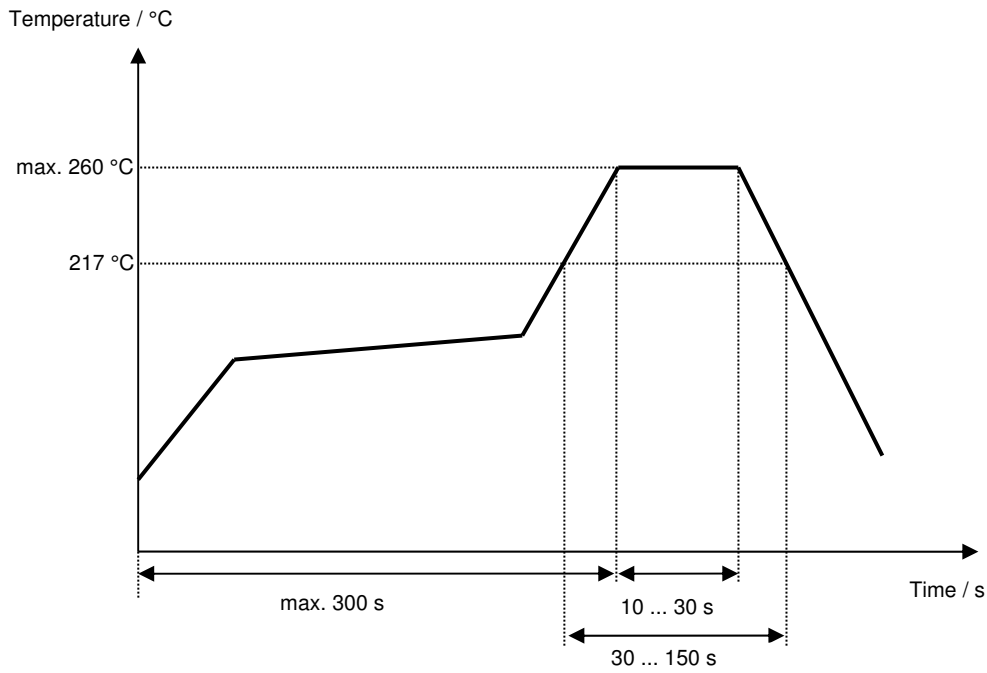
**Microchip Frequency Technology GmbH**  
**Potsdamer Straße 18**  
**D 14 513 TELTOW / Germany**  
**Tel: (+49) 3328 4784-0 / Fax: (+49) 3328 4784-30**

Microchip Frequency Technology GmbH reserves the right to make changes to the product(s) and/or information contained herein without notice. No liability is assumed as a result of their use or application. No rights under any patent accompany the sale of any such product(s) or information.

**Air reflow temperature conditions**

<b>Conditions</b>	<b>Exposure</b>
Average ramp-up rate (30 °C to 217 °C)	less than 3 °C / second
> 100 °C	between 300 and 600 seconds
> 150 °C	between 240 and 500 seconds
> 217 °C	between 30 and 150 seconds
Peak temperature	max. 260 °C
Time within 5 °C of actual peak temperature	between 10 and 30 seconds
Cool-down rate (Peak to 50 °C)	less than 6 °C / second
Time from 30 °C to Peak temperature	no greater than 300 seconds

**Chip-mount air reflow profile**



**Microchip Frequency Technology GmbH**  
**Potsdamer Straße 18**  
**D 14 513 TELTOW / Germany**  
**Tel: (+49) 3328 4784-0 / Fax: (+49) 3328 4784-30**

Microchip Frequency Technology GmbH reserves the right to make changes to the product(s) and/or information contained herein without notice. No liability is assumed as a result of their use or application. No rights under any patent accompany the sale of any such product(s) or information.

---

**Microchip****Filter specification****TFS1227K****5/5**

---

**History**

<b>Version</b>	<b>Reason of Changes</b>	<b>Name</b>	<b>Date</b>
1.0	- Generation of development specification	Yousaf	15.09.2022
2.0	- Generation of filter specification - Update package drawing - Update data table	S. Springfeldt	05.05.2023
2.1	- Correct measurements results	Yousaf	16.12.2024

---

**Microchip Frequency Technology GmbH**  
**Potsdamer Straße 18**  
**D 14 513 TELTOW / Germany**  
**Tel: (+49) 3328 4784-0 / Fax: (+49) 3328 4784-30**

---

Microchip Frequency Technology GmbH reserves the right to make changes to the product(s) and/or information contained herein without notice. No liability is assumed as a result of their use or application. No rights under any patent accompany the sale of any such product(s) or information.