

Microchip	Filter specification	TFS1552B	1/5
------------------	-----------------------------	-----------------	------------

Measurement condition

Ambient temperature T_A :	23	°C
Input power level:	0	dBm
Terminating impedance:		
Input:	200	Ω
Output:	200	Ω

Characteristics

Remark:

The maximum attenuation in the passband is defined as the insertion loss a_e . The nominal frequency f_N is fixed at 1552.5 MHz without any tolerance or limit. The values of absolute attenuation a_{abs} are guaranteed for the whole operating temperature range. The frequency shift of the filter in the operating temperature range is included in the production tolerance scheme.

D a t a		typ. value		tolerance / limit		
Insertion loss in PB	a_e	2.0	dB	max.	4.0	dB
Nominal frequency	f_N	-			1552.5	MHz
Passband	PB	-			$f_N \pm 6.5$	MHz
Passband variation		0.8	dB	max.	2.5	dB
Absolute attenuation	a_{abs}					
0.3 MHz ... 1515 MHz		38	dB	min.	30	dB
1515 MHz ... 1520 MHz		45	dB	min.	25	dB
1520 MHz ... 1526 MHz		29	dB	min.	15	dB
1526 MHz ... 1536 MHz		7	dB	min.	3	dB
1585 MHz ... 1600 MHz		46	dB	min.	10	dB
1600 MHz ... 2500 MHz		45	dB	min.	40	dB
2500 MHz ... 3500 MHz		39	dB	min.	35	dB
3500 MHz ... 4500 MHz		34	dB	min.	30	dB
Group delay ripple						
1546 MHz ... 1559 MHz		4	ns	max.	12	ns
Group delay variation (unit to unit)	*)					
1546 MHz ... 1559 MHz		+/-2	ns	max.	+/-5	ns
Return loss within PB		12	dB	min.	10	dB
Input power level in PB		-		max.	10	dBm
Operating temperature range	OTR	-			-40 °C ... +85 °C	
Storage temperature range		-			-55 °C ... +125 °C	
Temperature coefficient of frequency	TC_f **)	-42	ppm/K			

*) measured at: f_N , $f_N + 6.5$ MHz, $f_N - 6.5$ MHz

**) $\Delta f = TC_f(T - T_A)f_N$

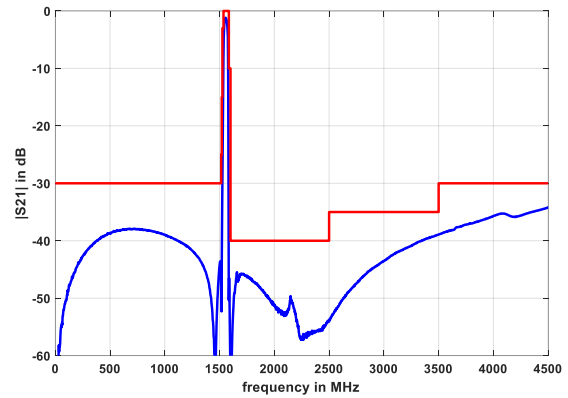
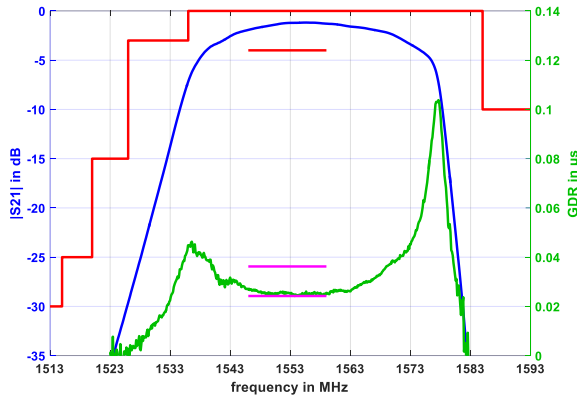
Generated:

Checked / Approved:

Microchip Frequency Technology GmbH
Potsdamer Straße 18
D 14 513 TELTOW / Germany
Tel: (+49) 3328 4784-0 / Fax: (+49) 3328 4784-30

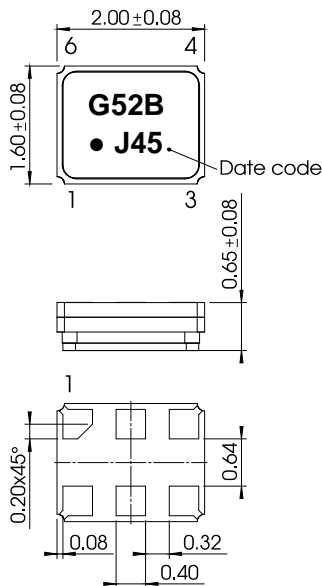
Microchip Frequency Technology GmbH reserves the right to make changes to the product(s) and/or information contained herein without notice. No liability is assumed as a result of their use or application. No rights under any patent accompany the sale of any such product(s) or information.

Filter characteristic



Construction and pin connection

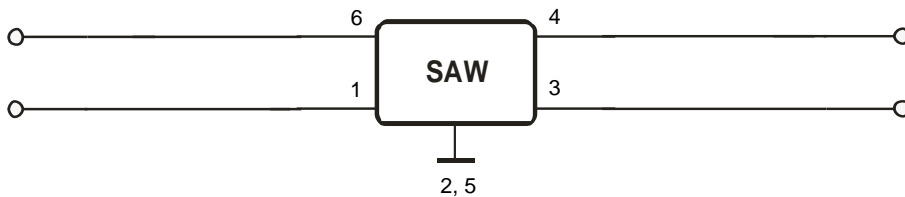
(All dimensions in mm)



- 1 Input 1
- 2 Ground
- 3 Output 1
- 4 Output 2
- 5 Ground
- 6 Input 2

Date code: Year + week
 J 2017
 K 2018
 L 2019
 ...

200 Ω Test circuit



Microchip Frequency Technology GmbH
 Potsdamer Straße 18
 D 14 513 TELTOW / Germany
 Tel: (+49) 3328 4784-0 / Fax: (+49) 3328 4784-30

Microchip Frequency Technology GmbH reserves the right to make changes to the product(s) and/or information contained herein without notice. No liability is assumed as a result of their use or application. No rights under any patent accompany the sale of any such product(s) or information.

Stability characteristics, reliability

After the following tests the filter shall meet the whole specification:

1. Shock: 500 g, 1 ms, half sine wave, 3 shocks each plane;
DIN IEC 60068 T2 - 27
2. Vibration: 10 Hz to 2000 Hz, 0.35 mm or 5 g respectively, 1 octave per min, 10 cycles per plane, 3 planes; DIN IEC 60068 T2 - 6
3. Change of temperature: -55 °C to 125 °C / 15 min. each / 100 cycles
DIN IEC 60068 part 2 – 14 Test N
4. Resistance to solder heat (reflow): reflow possible: three times max.;
for temperature conditions refer to the attached "Air reflow temperature conditions" on page 4;
5. SAW devices are Electrostatic Discharge (ESD) sensitive devices.

This filter is RoHS compliant (2011/65/EU)

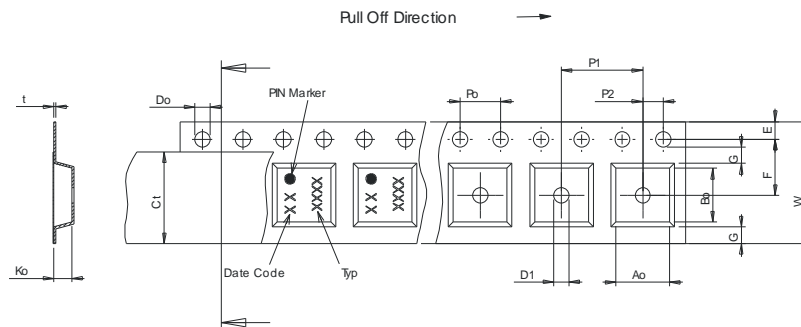
Packing

Tape & Reel: IEC 286 – 3, with exception of value for N and minimum bending radius;
tape type II, embossed carrier tape with top cover tape on the upper side;

reel of empty components at start:	min. 300 mm
reel of empty components at start including leader:	min. 500 mm
trailer:	min. 300 mm

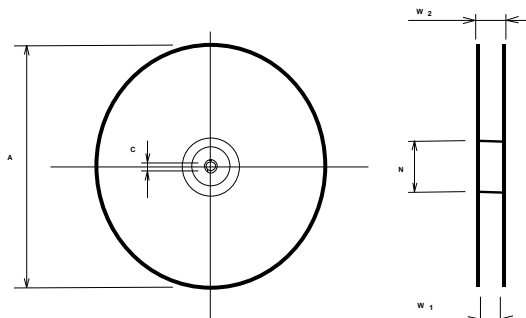
Tape (all dimensions in mm)

- W : 8.00 +0.3/-0.1
- Po : 4.00 ±0.1
- Do : 1.55 ±0.05
- E : 1.75 ±0.1
- F : 3.50 ±0.05
- G(min) : 0.75
- P2 : 2.00 ±0.05
- P1 : 4.00 ±0.1
- D1(min) : 1.00
- Ao : 1.80 ±0.05
- Bo : 2.25 ±0.05
- Ct : 5.30 ±0.1
- Ko : 0.90 ±0.05
- t : 0.30 ±0.05



Reel (all dimensions in mm)

- A : 330 or 180
- W1 : 8.40 +1.5/-0
- W2(max) : 14.40
- N(min) : 60.00
- C : 13.0 ±0.2



The minimum bending radius is 45 mm.

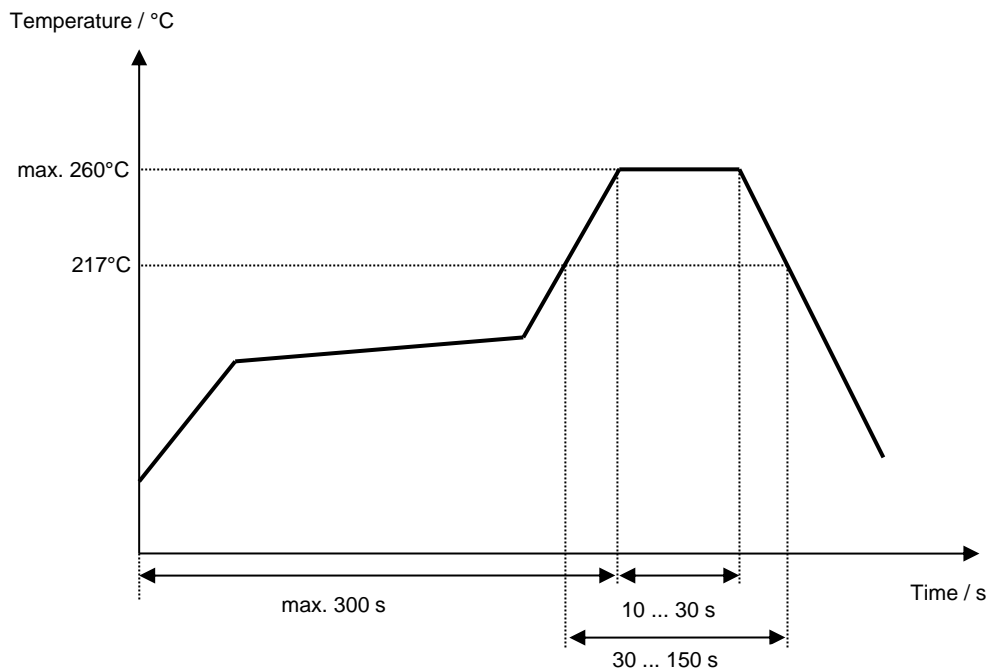
Microchip Frequency Technology GmbH
Potsdamer Straße 18
D 14 513 TELTOW / Germany
Tel: (+49) 3328 4784-0 / Fax: (+49) 3328 4784-30

Microchip Frequency Technology GmbH reserves the right to make changes to the product(s) and/or information contained herein without notice. No liability is assumed as a result of their use or application. No rights under any patent accompany the sale of any such product(s) or information.

Air reflow temperature conditions

Conditions	Exposure
Average ramp-up rate (30°C to 217°C)	less than 3°C/second
> 100°C	between 300 and 600 seconds
> 150°C	between 240 and 500 seconds
> 217°C	between 30 and 150 seconds
Peak temperature	max. 260°C
Time within 5°C of actual peak temperature	between 10 and 30 seconds
Cool-down rate (Peak to 50°C)	less than 6°C/second
Time from 30°C to Peak temperature	no greater than 300 seconds

Chip-mount air reflow profile



Microchip**Filter specification****TFS1552B****5/5****History**

Version	Reason of Changes	Name	Date
1.0	- Generation of development specification	A. Molke	16.05.2017
2.0	- Update of absolute attenuation (3000 MHz – 4500 MHz)	A. Molke	13.07.2017
2.1	- Change from development spec to filter spec - Typical values added - Filter characteristic added	A. Molke	03.08.2017
3.0	- Update of data table - Update of filter characteristic and typical values	A. Molke	08.11.2017

Microchip Frequency Technology GmbH
Potsdamer Straße 18
D 14 513 TELTOW / Germany
Tel: (+49) 3328 4784-0 / Fax: (+49) 3328 4784-30

Microchip Frequency Technology GmbH reserves the right to make changes to the product(s) and/or information contained herein without notice. No liability is assumed as a result of their use or application. No rights under any patent accompany the sale of any such product(s) or information.