

HyperLink Wireless Multi-Band 2.4/4.9-5.8 GHz Cross Polarized Flat Panel Antenna Model: HG2458-11XP

Applications

- 2.4/4.9/5.1/5.3/5.4/5.8 GHz Wireless LAN systems
- IEEE 802.11a/b/g/n and 802.11ac applications
- 2.4 GHz and 5.8 GHz wireless video systems
- Homeland security and public safety services
- Ideal for Multi-Band MIMO radios (802.11a/b/g/n/ac)

Features

- Multi-band operation: 2.4 GHz and 4.9 GHz to 5.8 GHz
- Independent cross polarized (X-Pol) 2.4/4.9-5.8 GHz antennas within one enclosure
- Durable UV-stable, UL flame rated radome with integral mounting flanges
- Cross polarized feed system - (2) N-Female connectors
- Optional tilt-and-swivel pole mount kit available



Description

The Hyperlink HG2458-11XP is a high performance multi-band directional flat patch antenna designed with two independent cross polarized internal antennas fed via (2) connectors. Suitable for indoor and outdoor applications in the 2.4GHz (2400-2500 MHz) and 4.9-5.8 GHz (4900-5850 MHz) band, the multi-band design of this antenna eliminates the need to purchase different antennas for each frequency. This simplifies installations since the same antenna can be used for a wide array of wireless applications. The HG2458-11XP is designed primarily for MIMO point-to-multipoint and point-to-point applications. The unit can be used with APs and Routers with 1 or 2 antenna ports.

Cross Polarized

The HG2458-11XP features two independent 2.4/4.9-5.8 GHz antennas that are cross polarization. This feature doubles the wireless capacity over the same channels. Each antenna is fed via two N-Female ports, one for +45° polarized and one for -45° polarized signals. This feature makes this antenna ideal for polarization diversity systems.

The HG2458-11XP is lightweight and features a durable aesthetic UV-stable, UL flame rated white plastic radome which can also be painted to match the room or building structure. Integral mounting flanges ease installation. In addition, the optional HGX-PMT06 can be purchased for mounting the HG2458-11XP to 1.2" to 2" diameter masts. This mounting kit attaches directly to the back of the antenna.



Specifications

Electrical Specifications

Frequency Range	2400-2500 / 4900-5850 MHz
Gain	9 dBi (2.4 GHz) / 11 dBi (5 GHz)
Horizontal Beam Width	80° (2.4 GHz) / 60° (5 GHz)
Vertical Beam Width	80° (2.4 GHz) / 55° (5 GHz)
Polarization	±45°
Impedance	50 Ohm
Front to Back Ratio	20 dB
Max. Input Power	25 Watts
VSWR	≤ 2.0
Lightning Protection	DC Ground

Mechanical Specifications

Connector	(2) N-Female
Weight	1.5 lbs. (0.7 kg)
Dimensions	7.8 x 7.8 x 1.4 in (195 x 195 x 35 mm)
Radome Material	UV-Resistant ASA
Radome Color	White
Operating Temperature	-40° C to 60° C (-40° F to 140° F)
Rated Wind Velocity	210Km/h
Flame Rating	UL 94HB
RoHS Compliant	Yes

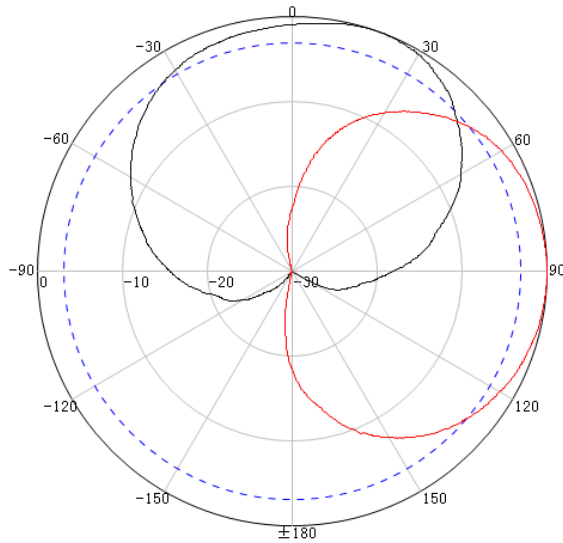
Wind Loading Data

Wind Speed (MPH)	Loading – Front	Loading – Side
100	20 lbs	4 lbs
125	32 lbs	6 lbs

Tilt-and-Swivel Mast Mounting Kit (Sold Separately) – HGX-PMT06



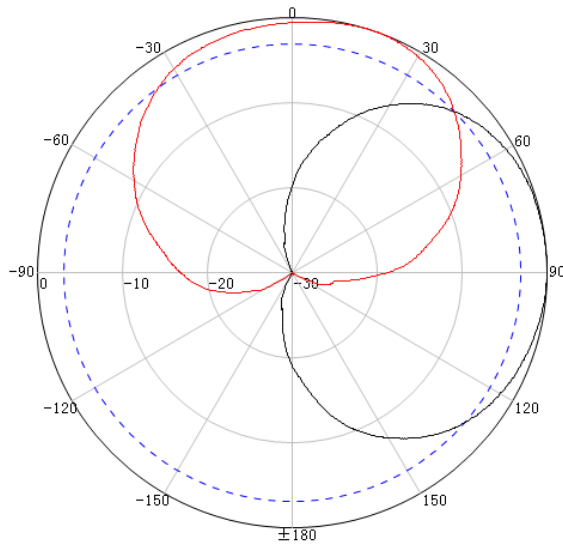
RF Antenna Patterns - +45°



Freq:2400MHz
Date:2013-09-02
Elevation:H-plane
Polar-Across:Main
Polarization:+45°
Max:-19.72dB
HPBW(3dB):78.83°
FBR:30.69dB

Freq:2400MHz
Date:2013-09-03
Elevation:V-plane
Polar-Across:Main
Polarization:+45°
Max:-20.90dB
HPBW(3dB):78.20°
FBR:35.12dB

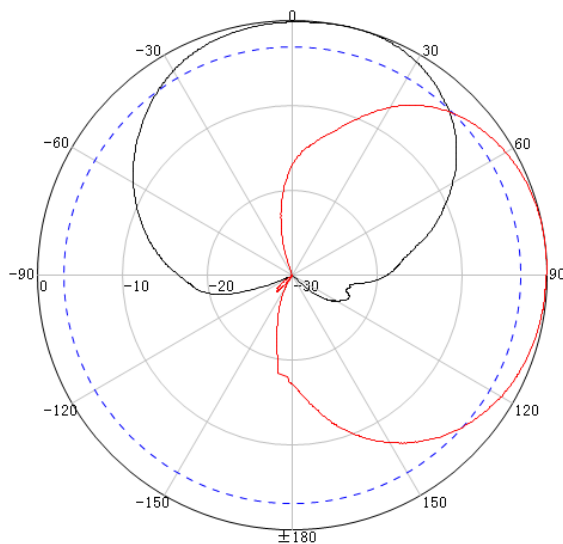
Gain:8.42dBi



Freq:2450MHz
Date:2013-09-02
Elevation:V-plane
Polar-Across:Main
Polarization:+45°
Max:-21.11dB
HPBW(3dB):84.62°
FBR:33.06dB

Freq:2450MHz
Date:2013-09-02
Elevation:H-plane
Polar-Across:Main
Polarization:+45°
Max:-20.57dB
HPBW(3dB):79.94°
FBR:30.63dB

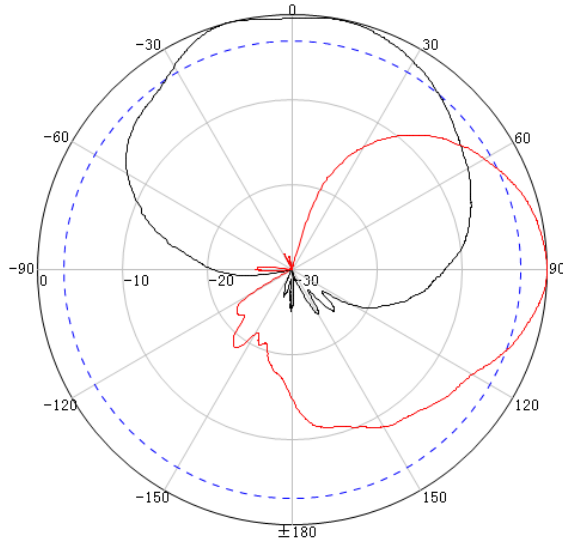
Gain:8.25dBi



Freq:2500MHz
Date:2013-09-02
Elevation:H-plane
Polar-Across:Main
Polarization:+45°
Max:-21.10dB
HPBW(3dB):77.55°
FBR:29.98dB

Freq:2500MHz
Date:2013-09-03
Elevation:V-plane
Polar-Across:Main
Polarization:+45°
Max:-20.52dB
HPBW(3dB):85.50°
FBR:31.87dB

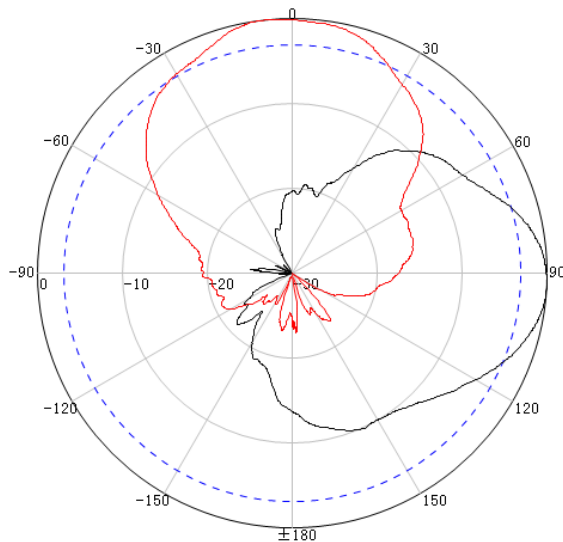
Gain:8.25dBi



Freq:4900MHz
Date:2013-09-03
Elevation:H-plane
Polar-Across:Main
Polarization:+45°
Max:-24.15dB
HPBW(3dB):72.30°
FBR:24.02dB

Freq:4900MHz
Date:2013-09-03
Elevation:V-plane
Polar-Across:Main
Polarization:+45°
Max:-25.01dB
HPBW(3dB):46.24°
FBR:24.74dB

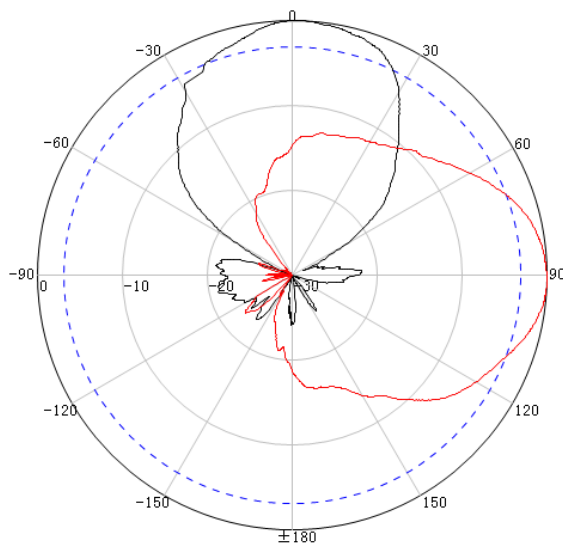
Gain:9.40dBi



Freq:5400MHz
Date:2013-09-03
Elevation:V-plane
Polar-Across:Main
Polarization:+45°
Max:-27.92dB
HPBW(3dB):39.18°
FBR:24.38dB

Freq:5400MHz
Date:2013-09-03
Elevation:H-plane
Polar-Across:Main
Polarization:+45°
Max:-27.70dB
HPBW(3dB):56.51°
FBR:22.99dB

Gain:11.01dBi

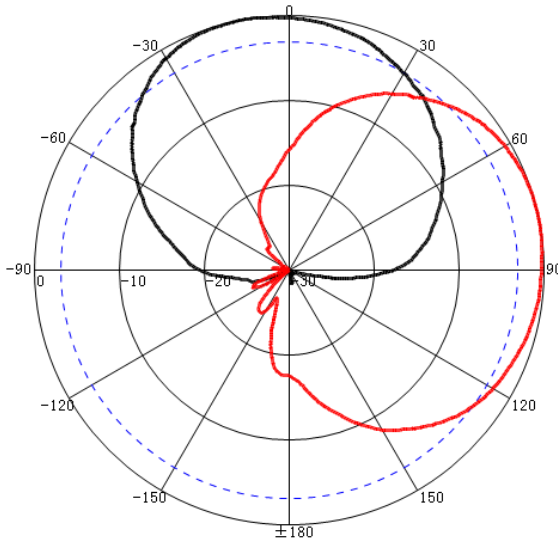


Freq:5850MHz
Date:2013-09-03
Elevation:H-plane
Polar-Across:Main
Polarization:+45°
Max:-30.13dB
HPBW(3dB):48.29°
FBR:24.12dB

Freq:5850MHz
Date:2013-09-03
Elevation:V-plane
Polar-Across:Main
Polarization:+45°
Max:-29.65dB
HPBW(3dB):40.96°
FBR:25.82dB

Gain:11.92dBi

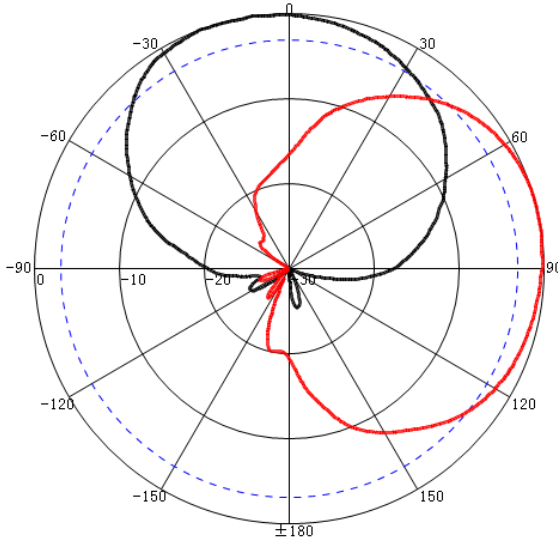
RF Antenna Patterns - -45°



Freq:2400MHz
Date:2013-09-02
Elevation:H-plane
Polar-Across:Main
Polarization:-45°
Max:-20.65dB
HPBW(3dB):68.48°
FBR:28.29dB

Freq:2400MHz
Date:2013-09-02
Elevation:V-plane
Polar-Across:Main
Polarization:-45°
Max:-21.03dB
HPBW(3dB):81.67°
FBR:25.24dB

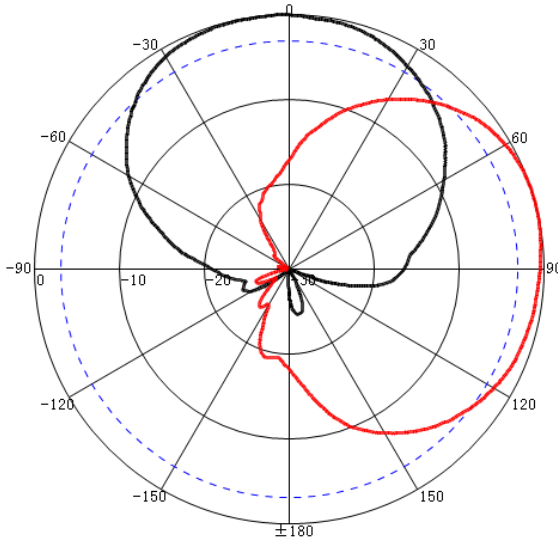
Gain:8.61dBi



Freq:2450MHz
Date:2013-09-02
Elevation:H-plane
Polar-Across:Main
Polarization:-45°
Max:-20.97dB
HPBW(3dB):75.27°
FBR:25.27dB

Freq:2450MHz
Date:2013-09-02
Elevation:V-plane
Polar-Across:Main
Polarization:-45°
Max:-21.30dB
HPBW(3dB):83.23°
FBR:26.18dB

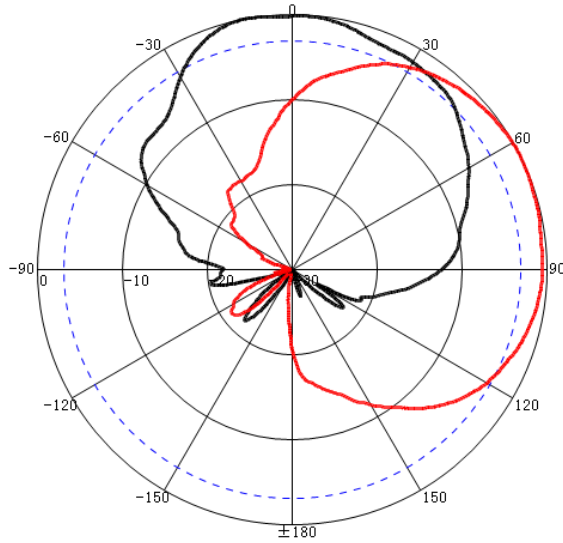
Gain:8.36dBi



Freq:2500MHz
Date:2013-09-02
Elevation:H-plane
Polar-Across:Main
Polarization:-45°
Max:-20.85dB
HPBW(3dB):76.26°
FBR:24.51dB

Freq:2500MHz
Date:2013-09-02
Elevation:V-plane
Polar-Across:Main
Polarization:-45°
Max:-21.61dB
HPBW(3dB):81.28°
FBR:25.61dB

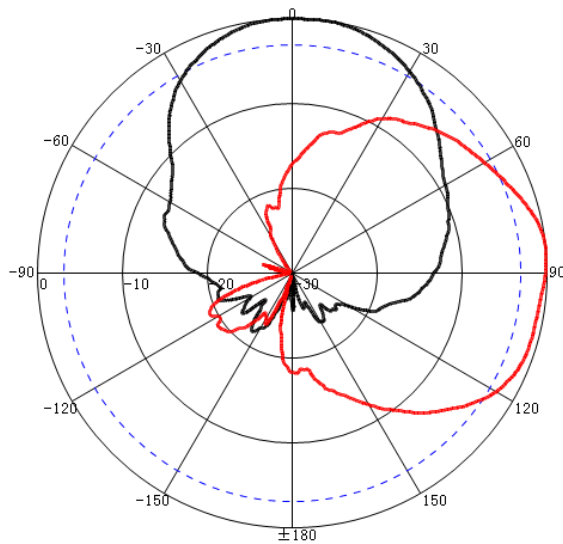
Gain:8.40dBi



Freq:4900MHz
Date:2013-09-03
Elevation:H-plane
Polar-Across:Main
Polarization:-45°
Max:-25.14dB
HPBW(3dB):72.96°
FBR:26.64dB

Freq:4900MHz
Date:2013-09-03
Elevation:V-plane
Polar-Across:Main
Polarization:-45°
Max:-23.92dB
HPBW(3dB):89.99°
FBR:21.21dB

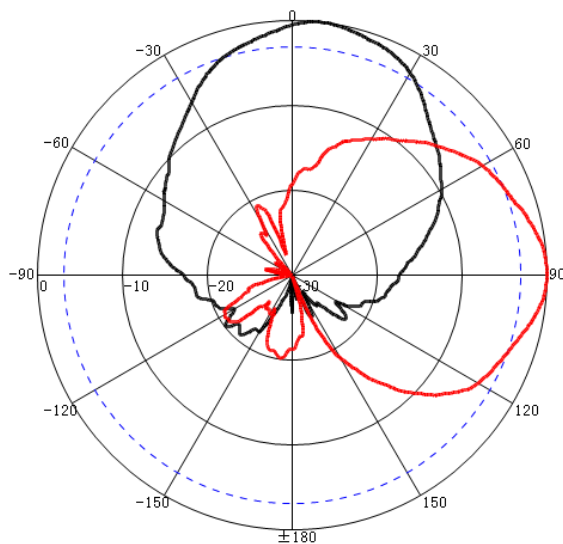
Gain:8.44dBi



Freq:5400MHz
Date:2013-09-03
Elevation:H-plane
Polar-Across:Main
Polarization:-45°
Max:-27.37dB
HPBW(3dB):59.94°
FBR:21.61dB

Freq:5400MHz
Date:2013-09-03
Elevation:V-plane
Polar-Across:Main
Polarization:-45°
Max:-27.30dB
HPBW(3dB):58.08°
FBR:19.17dB

Gain:9.89dBi



Freq:5850MHz
Date:2013-09-03
Elevation:H-plane
Polar-Across:Main
Polarization:-45°
Max:-27.49dB
HPBW(3dB):49.33°
FBR:21.72dB

Freq:5850MHz
Date:2013-09-03
Elevation:V-plane
Polar-Across:Main
Polarization:-45°
Max:-28.26dB
HPBW(3dB):41.61°
FBR:20.86dB

Gain:11.17dBi

Mouser Electronics

Authorized Distributor

Click to View Pricing, Inventory, Delivery & Lifecycle Information:

[infinite Electronics:](#)

[TSP3788C5](#)