

5

4

3

2

1

REVISIONS				
REV	DESCRIPTION	ECO #	DATE	APPROVED
-	INITIAL RELEASE	14-260	7/9/14	T.KUHN
A	MODIFIED CHAIN LENGTH	16-154	7/19/16	T.KUHN
B	ADDED DATE CODE	18-046	4/19/18	T.KUHN

INTERFACE IAW MIL-STD-348 FOR 2.9mm (SMK) AND MATES WITH ALL SMA CONNECTORS AS WELL

SPECIFICATIONS

ELECTRICAL

VSWR DC-40 GHz \_\_\_\_\_ 1.25:1 MAX.  
 POWER (AVG. MAX.) \_\_\_\_\_ @25°C SEE TABLE DERATES LINEARLY TO 10% @ +125°C  
 OPERATING TEMPERATURE RANGE \_\_\_\_\_ 4 KELVIN to +125°C

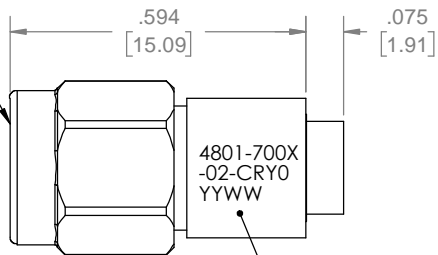
MECHANICAL

HOUSING \_\_\_\_\_ STAINLESS STEEL IAW ASTM-A484 & ASTM-A582, ALLOY 303, COND A. PASSIVATED.  
 CONTACT \_\_\_\_\_ BERYLLIUM COPPER, GOLD PLATED IAW MIL-PRF-39012  
 DIELECTRIC \_\_\_\_\_ HIGH TEMPERATURE PLASTIC BEAD

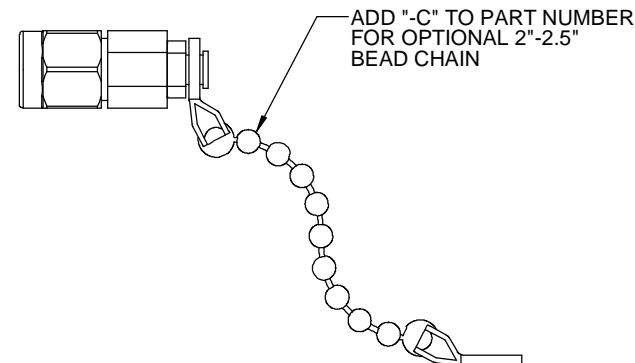
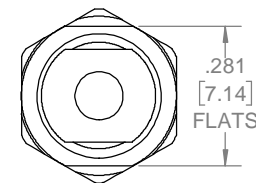
RoHS COMPLIANT DEVICE

MARKING:

PART LOOKS LIKE PRODUCT IMAGE ABOVE.  
 PART MARKING ORIENTATION AND FORMAT AS SHOWN.  
 MARKING TO BE AS LARGE AS POSSIBLE, CLEAR, READABLE, AND A BLACK COLOR.  
 "X" WILL BE REPLACED WITH DIGIT THAT REPRESENTS POWER LEVEL SPECIFIED ON WORK ORDER  
 YYWW EQUALS DATE CODE



MARKING AREA SEE NOTE



4801-700X-02	POWER LEVEL
X = 0	0.5 WATT
X = 1	1 WATT
X = 2	2 WATT

QTY.	PART NUMBER	DESCRIPTION	ITEM NO.
X	4801-700X-02-CRY0	TERMINATION, 2.9mm, MALE, DC-40 GHz	
1	TA-4801-700X-02U-CRY0	TERMINATION, 2.9mm, MALE, DC-40 GHz, UNMARKED	1

DRAWING PRACTICES PER ANSI-Y-14.5 MIL-STD-100 & 1000  
 DIMENSIONS ARE IN INCHES AND APPLY BEFORE / AFTER PROCESSING  
 SURFACE ROUGHNESS  $\mu$ INCHES 63  
 FINISH:  
 MATERIAL:  
 NOTE:  
 THIS DRAWING INCORPORATES THIRD ANGLE PROJECTION.  
 INTERPRET IAW ANSI Y14.5-1982

UNLESS OTHERWISE SPECIFIED TOLERANCES IN:  
 DECIMALS INCH [MM]  
 .X" .05" [1.27]  
 .XX" .03" [.76]  
 .XXX" .010" [.25]  
 ANGLES  $\pm 0^{\circ}30'$   
 REMOVE ALL BURRS/SHARP W/ BREAK / R OF .003" TO .0005"  
 UNLESS OTHERWISE NOTED DIAS CONCENTRIC <.003 T.I.R.  
 DO NOT SCALE PRINT

DRAWN DATE  
**C.McCORMICK** 7/9/14  
 CHECKED DATE  
**C.McCORMICK** 7/9/14  
 ENG. APPR. DATE  
**T.KUHN** 7/9/14  
 THESE DRAWINGS AND SPECIFICATIONS ARE THE PROPERTY OF XMA CORP. OR OMNI SPECTRA AND SHALL NOT BE REPRODUCED, COPIED NOR USED - IN WHOLE OR IN PART - AS A BASIS FOR THE MANUFACTURE OR SALE OF OTHER ITEMS WITHOUT THE EXPRESS WRITTEN PERMISSION OF XMA CORP.



Phone: 603-222-2256 Fax: 603-222-2259  
 150 Dow Street, Manchester, NH 03101

TERMINATION, 2.9mm-m, DC-40 GHz

SIZE	CAGE CODE	DRAWING NUMBER	REV
B	3HT76	4801-700X-02-CRY0	B
SCALE	PLATED AREA SQ. IN	SHEET 1 OF 1	

5

4

3

2

1

# Mouser Electronics

Authorized Distributor

Click to View Pricing, Inventory, Delivery & Lifecycle Information:

[Amphenol:](#)

[4801-7000-02-CRYO](#) [4801-7001-02-CRYO](#) [4801-7002-02-CRYO](#) [4801-7000-02-C](#)