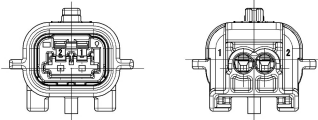
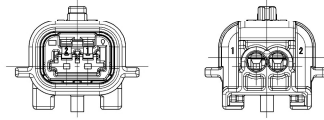


7297-1907-30 (CODE A)



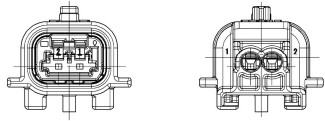
FRONT VIEW BACK VIEW

7297-1908-40 (CODE B)



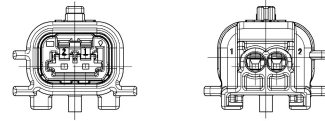
FRONT VIEW BACK VIEW

7297-1909-10 (CODE C)

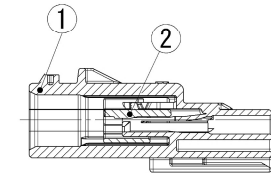
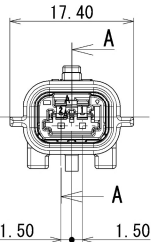
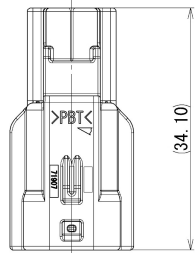


FRONT VIEW BACK VIEW

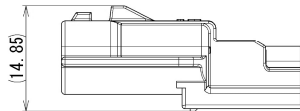
7297-1910-80 (CODE D)



FRONT VIEW BACK VIEW



SEC. A-A



14.85

SUB ASSEMBLY PART NO. AND CH. CODE	NO.	PART NO.	PART NAME	MATERIAL	COLOR	QTY.	MASS	MATING PART NO.
7297-1907-30	①	7197-1907-30	RH TYPE II 2P HOUSING MALE CODE A	△ PBT	BLACK	1	(3.0)g	7298-1865-30
	②	7172-1617	RH TYPE II 2P FRONT HOLDER MALE	△ PBT	NATURAL	1		
7297-1908-40	①	7197-1908-40	RH TYPE II 2P HOUSING MALE CODE B	△ PBT	LIGHT GRAY	1	(2.9)g	7298-1866-40
	②	7172-1617	RH TYPE II 2P FRONT HOLDER MALE	△ PBT	NATURAL	1		
7297-1909-10	①	7197-1909-10	RH TYPE II 2P HOUSING MALE CODE C	△ PBT	DARK GRAY	1	(3.0)g	7298-1867-10
	②	7172-1617	RH TYPE II 2P FRONT HOLDER MALE	△ PBT	NATURAL	1		
7297-1910-80	①	7197-1910-80	RH TYPE II 2P HOUSING MALE CODE D	△ PBT	BROWN	1	(3.1)g	7298-1868-80
	②	7172-1617	RH TYPE II 2P FRONT HOLDER MALE	△ PBT	NATURAL	1		

注記

1. かん合相手品番 : SEE TABLE
2. 適用フロントホルダ品番 : 7172-1617
3. 適用端子品番 : RH TYPE II TERMINAL
7195-1463-02 ETC. (TIN), 7195-1463-06 ETC. (SILVER)
RH TERMINAL
7114-4415-02 ETC. (TIN), 7114-4415-08 ETC. (GOLD)
RH TYPE II TERMINALを推奨する。
4. 適用ゴム栓品番 : 7158-3165-90 ETC. (TIN, GOLD), 7158-3166-10 ETC. (SILVER)
5. 適用防水栓品番 : 7158-3169-40

NOTES

1. MATING PART NO. : SEE TABLE
2. APPLICABLE FRONT HOLDER NO. : 7172-1617
3. APPLICABLE TERMINAL NO. : RH TYPE II TERMINAL
7195-1463-02 ETC. (TIN), 7195-1463-06 ETC. (SILVER)
RH TERMINAL
7114-4415-02 ETC. (TIN), 7114-4415-08 ETC. (GOLD)
RH TYPE II TERMINAL IS RECOMMENDED.
4. APPLICABLE SEAL RUBBER NO. : 7158-3165-90 ETC. (TIN, GOLD), 7158-3166-10 ETC. (SILVER)
5. APPLICABLE RUBBER STOPPER NO. : 7158-3169-40

DATE	REVISION RECORD	NO.	CHKD
2021/05/31	CORRECTION OF A CLERICAL ERROR	C21-P178	Y. M
2021/03/03	ADDED APPLICABLE TERMINAL NO. , ETC.	C21-P033	D. M
2020/01/07	NEW	C20-P002	Y. M

GENERAL TOLERANCE									
	10MAX	50MAX	100MAX	250MAX	250OVR	ANGLE	ECCENT		
A	±0.15	±0.2	±0.3	±0.5	±0.75	±0.5°	0.1		
B	±0.2	±0.3	±0.55	±0.95	±1.4	±1.0°	0.1		
C	±0.3	±0.5	±0.8	±1.4	±2	±1.5°	0.15		
SPECIFIED							MASS	SEE TABLE	

GENERAL TOLERANCE											
	10 MAX	50 MAX	100 MAX	250 MAX	250 OVR	R5 MAX	R10 MAX	R20 MAX	R20 OVR	ANGLE	ECCENT
A	±0.15	±0.2	±0.3	±0.5	±0.75	±0.2	±0.3	±0.5	±2.5	±3°	0.1
B	±0.2	±0.3	±0.55	±0.95	±1.4	±0.2	±0.3	±0.5	±2.5	±3°	0.1
C	±0.3	±0.5	±0.8	±1.4	±2	±0.2	±0.3	±0.5	±2.5	±3°	0.15

CUSTOMER				MTRL. SPEC.				TREAT. & FIN.					
CUSTOMER PART NO.				SEE TABLE									
CUSTOMER DWG NO.				NAME				RH TYPE II 2P HOUSING MALE					
OFFICE				TRIAL PART NO.				SUB ASSEMBLY					
VENDOR				PART NO.				7297-1907-30 ETC.					
VENDOR NO.				CH. CODE				7297-1907-30:R					
DWG TYPE	DWG SOURCE	DWG DATE	UNIT	SCL	ANGLE	APPROVED	CHECKED	CHECKED	DESIGN	DRAWN	DWG NO.	SET DWG NO.	
R	NEW	2020/01/07	mm	2:1	3	S. NONAKA	Y. IWAHORI	Y. IWAHORI	Y. MAEDA		7297-1907-30:R		
2021/05/31				2021/05/31				2018/02/15				2021/05/31	

YAZAKI Corporation